

# News Journal

## Lake County Area Computer Enthusiasts

### Windows Tip Corner

### Discovering Windows 7

## PART 18

By Neil Stahfest, Vice President, Tacoma Area PC User Group, Washington  
August 2011 issue, the Data Line  
NCStahfest (at) msn.com  
[www.tapcuq.org](http://www.tapcuq.org)

A reader emailed me to ask if I had any suggestions that would darken the text on his computer's display and make it more legible. It was an interesting question and it occurred to me that this would be a good topic for "Discovering Windows 7." In researching this topic I discovered Windows 7 provides three primary ways to improve the readability of your display.

We'll start with screen resolution. For the sharpest image, it's important for your video settings to match your screen. Click on the Windows Start button and type "screen resolution." In the window that appears select "Adjust screen resolution."



When you click on the button next to "Resolution" (marked in red) you'll see a slider that controls the range of screen resolutions available on your monitor. With LCD displays, the maximum number represents the number of horizontal and vertical pixels in your display. For the sharpest image, always use the maximum number of pixels; other settings may look blurry. After you've made your choice, click "OK."

Next, let's look at color calibration. Color calibration adjusts the colors by changing different color settings so they are accurately shown on your screen. Windows 7 includes color calibration software with a "wizard" that makes it this easy to do. The changes that you can make depend upon your monitor and its capabilities so there may be some settings that you can't change. The "wizard" will let you skip steps that don't apply to your computer.

*(Continued on page 5)*





**"Members Helping Members"**  
(since 1983)

## **Board of Directors 2010-2011**

**Robin B. Seidenberg** . . . . . **President**  
[president@lcace.org](mailto:president@lcace.org)

**Linda Busch** . . . . . **Vice President**  
[vicepresident@lcace.org](mailto:vicepresident@lcace.org)

**Bobby Jacobs** . . . . . **Secretary**  
[secretary@lcace.org](mailto:secretary@lcace.org)

**Winnie Frost** . . . . . **Treasurer**  
[treasurer@lcace.org](mailto:treasurer@lcace.org)

**Lester Larkin** . . . . . **Programs**  
[programs@lcace.org](mailto:programs@lcace.org)

**Liz Barnett** . . . . . **Membership**  
[membership@lcace.org](mailto:membership@lcace.org)

**Dwight "J.J." Johnson** . . **Membership Co-Chair**

**Linda Koudelka** . . . . . **Public Relations**  
[pr@lcace.org](mailto:pr@lcace.org)

### **Volunteers**

**Webmaster/Historian** . . . . . **Lester Larkin**  
[webmaster@lcace.org](mailto:webmaster@lcace.org)

**Newsletter Editor** . . . . . **Michael J. Mc Eney**  
[editor@lcace.org](mailto:editor@lcace.org)

## **News Journal**

**The LCACE News Journal** is published eleven times annually. Members are encouraged to submit contributions which will be acknowledged in this newsletter.

Send articles to [editor@lcace.org](mailto:editor@lcace.org)  
Permission is granted to reproduce any or all parts of this newsletter in other User Group publications, provided that credit is given to LCACE and the individual author(s).

Logo designed on an Atari Stacy Laptop in 1989 by Dwight Johnson Jr.

## **Lake County Area Computer Enthusiasts**

**LCACE**  
**c/o Group Ambassador**

["J.J." Johnson](#)

### **Membership**

LCACE membership is open to all individuals and families interested in personal computing. Annual dues are \$20.00 per individual/family. Applications for membership may be obtained at the monthly meeting, by request on the club hotline, and are now available on our web site at <http://www.lcace.org>.

### **Meetings**

LCACE meetings are usually held on Saturdays at the Grayslake Area Public Library, 100 Library Lane, Grayslake, Illinois. The meeting room opens at noon and the formal meeting begins at 12:30 p.m. All meetings are open to the public. Bring a friend!

### **Newsletter Submissions**

Club members are welcome to submit classified ads, reviews, tips and other articles for publication, to our newsletter editor in Microsoft Word format (.doc). **Publication deadline is the 20th of the month for all ads and articles.** Please do not use tabs or special formatting.

### **Newsletter Advertising**

Ad rates per issue: Full page - \$25, Half page - \$15, Quarter page - \$10, Business Card - \$5. Discounts are available on advance purchase of multiple issues. Please send camera-ready copy and payment to the club address by the 15th of the month preceding publication. For more information on ad pricing, please call our Hotline. Ads are **FREE** to all paid members.

### **Notice**

**LCACE WILL NOT CONDONE or knowingly participate in copyright infringement of any kind.** The *LCACE News Journal* is published by and for LCACE members. Opinions expressed herein are those of the individual authors and do not necessarily reflect the opinion of LCACE, the membership, the board of directors, and/or our advertisers.



## Robin's RAMblings

We are all looking forward to our holiday party, Saturday, December 10th, 1-5 p.m., at State Bank of the Lakes, 50 Commerce Drive, Grayslake. The bank is located east of Atkinson Road and Center Street, and is open until 1 on Saturdays. **If you arrive before 1 p.m., PLEASE park on the side of the bank-NOT in front. There is plenty of parking.**

Everyone always has a fantastic time at our party. Family and friends are welcome to attend. Please volunteer to help.

### Free photo with Santa!

This year a special visitor from the North Pole will attend our party. Club founder and professional photographer J. J. Johnson is again offering to take pictures of anyone who wants a photo with Santa. You will receive your free photo at the party.

The club provides turkey, ham, rolls, pop, and ice cream. Everyone brings a dish to pass. Please think healthy! Our LCACE cooks always bring great food. Guests are welcome; they are expected to bring a dish to pass or that you will bring extra food. We do not want to run out of food.

Some lucky people will win our 4 exciting raffle prizes:

**1<sup>st</sup> prize-HP 17.3" Notebook** with AMD Phenom II Processor, 4GB of RAM, 500GB hard drive, 8X DVD±R/RW with Double Layer Support, integrated digital media reader, HDMI output for connection to an HDTV and Windows 7.

**2<sup>nd</sup> prize-Apple iPad 2 Wi-Fi-16GB-White Tablet** with 1GHz dual-core Apple A5 chip, front and back cameras, built-in Wi-Fi (802.11a/b/g/n) and Bluetooth, up to 10 hours battery life.

**3<sup>rd</sup> prize-HP Laserjet P2035 printer**-30 pages per minute

**4<sup>th</sup> prize-One year LCACE membership**

Tickets are \$1 each; 6 for \$5, and 25 for \$20. The more tickets you buy, the better your chances of winning one of these fabulous prizes. Winners do not need to be present so plan to sell tickets to out of town family and friends.

Raffle tickets will be available for sale at the party. The person who sells the winning first prize ticket and also the person who sells the most tickets will receive prizes at the holiday party.

We have great programs scheduled for 2012:

January 7, 2012-Show and tell and ask the gurus

February 11, 2012-Social networking: Facebook and LinkedIn by Rich Garling (a/k/a Mr. Claus)

March 2, 2012-Staples of Mundelein with the latest in technology

March 31, 2012-Election, show and tell, ask the gurus, and anniversary party.

May 5, 2012

Jay Bitterman was the lucky winner of a copy of Acronis True Image Home 2012 at our September meeting. His great article about it appeared in our November newsletter. Our September presenter, Gene Barlow, offered us a free copy of Acronis Drive Monitor. You may download it from <http://www.acronis.com/homecomputing/download/drive-monitor/>

This newsletter doesn't just magically appear. Our wonderful newsletter editor and president emeritus, Mike McEnery, spends many, many hours working on it. If you try a new program, find an interesting product, or find a website you like, write an article to share the information with the rest of us. Even if it's just one paragraph, we welcome all articles about technology.

Happy computing!



# Historian

# Commentary

L.C.A.C.E. Club Historian  
 History Report, 9/10/11 meeting  
 By Les Larkin  
[programs@lcace.org](mailto:programs@lcace.org)

The business part to the meeting was conducted in great fashion by Robin, as usual. I reported on my plan to update the website so it's easier to navigate and maintain. During my brief presentation I asked for advice and help with some of the technical details of the update. After the meeting, Julie Bell stepped up and offered her experience, for which we can all be grateful. A few days later she brought me this really big book on website stuff. Thanks, Julie. I plan to use it a bunch.

The fortunate door prize winner this month was Joanna Triggs. She won a SanDisk 4 GB USB Flash Drive. Congratulations, Joanna!



Our presentation for this month was Digital macro photography by Wendy Warden. It was co-sponsored by the Grayslake Area Public Library. Her presentation was fantastic! We got to see many awesome photos that we seldom even think about seeing. Life sometimes moves us along at such a pace that we don't often have time to enjoy the finer things in life. In this case 'finer' means fine optical detail. What made her presentation so special

was her catchy enthusiasm bolstered by a well-spring of energy. We will not soon be forgetting that.



Even as she was leaving after the meeting, she was spreading her knowledge and enthusiasm to appreciative listeners.



We were very fortunate to have such a speaker. Thanks, Wendy, and we hope to see you again.

Les

**There's nothing stronger than the heart of a volunteer.**

Lt. Col. Jimmy Doolittle:

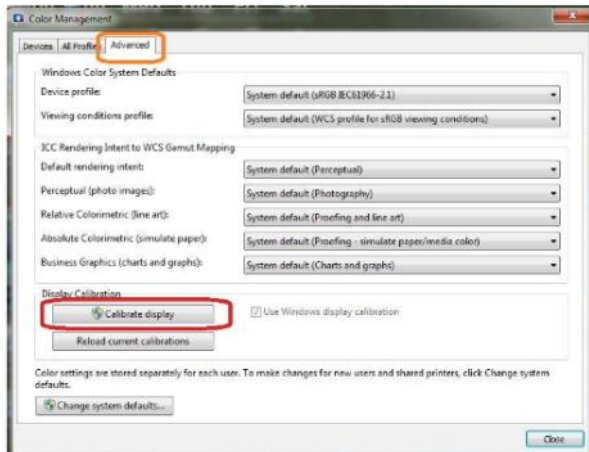
(Continued from page 1)

To start, click on the Windows Start button and type "color management" in the search box (marked in orange).

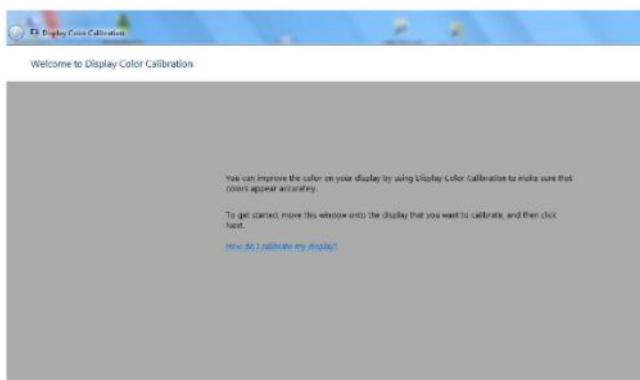
Windows will display a list of programs that include "color management." Select "Color Management" as shown (marked in red).



The "Color Management" window will open. Select the "Advanced" tab (marked in orange). There is a lot of information, with many settings on this page but we are just interested in the button labeled "Calibrate Display" (marked in red).



The welcome window for calibrating color opens. Click on the "Next" button in the lower right corner of the screen to start.



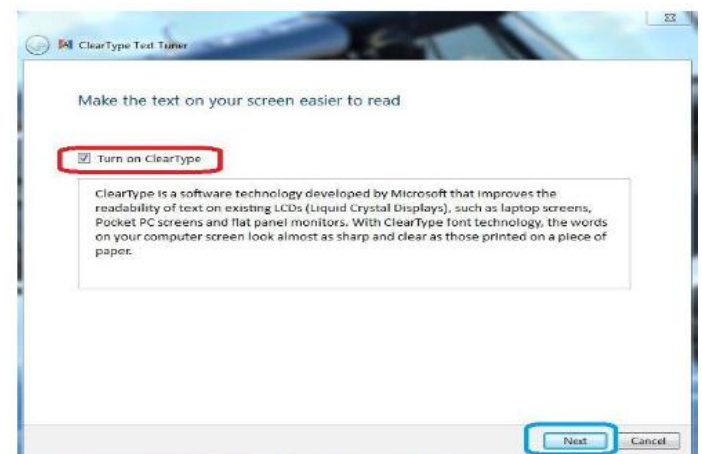
This will lead you through a series of screens. As you go through them you will learn how to adjust gamma, brightness, contrast and color balance settings. Brightness and contrast settings may not be available on all displays.

Laptops PCs, for example, often have brightness controls available among the function keys but no controls for contrast. If you have an LCD display, when you reach the last screen in the color calibration group, make sure that the box to "Start Clear Type Tuner" is checked (marked in red). Finally, to save your new color calibration, select the "Current calibration" button (marked in yellow) or click the "previous calibration" button to revert to the previous one.



The final step is to click on the "Finish" button to end color calibration.

If you clicked on the box next to "Start Clear Type Tuner" (see above) you will see the screen shown below. This utility, as explained on the screen, improves the readability of text on LCD flat screen monitors. It doesn't do anything for old style CRT monitors.



(Continued on page 6)

**Pegasus** **Event Photography**

**5 Minute PHOTOS**

**Dwight "J.J." Johnson**  
Photographer

847.623.3815  
info@pegasusphotos.net

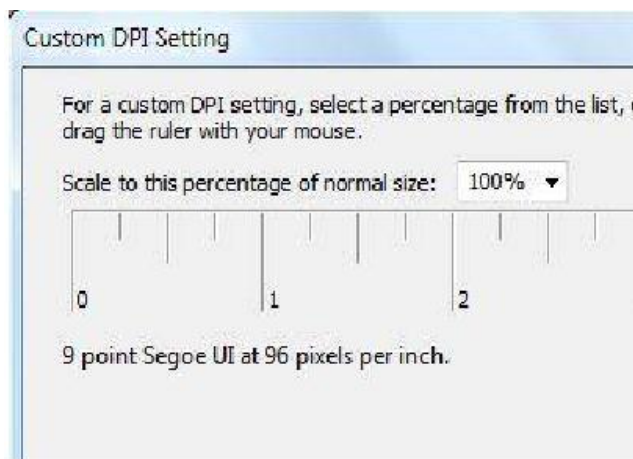
View & Order: pegasusphotos.zenfolio.com

(Continued from page 5)

If the box next to “Turn on Clear Type” is checked (marked in red) when you click on the “Next” button (circled in blue), you will be lead through a series of seven screens in which you select the “best looking” type (sort of like an eye test). This should give you the most legible type for your screen.

The final process that we’ll look at allows you to change the size of the letters on your screen. You begin by clicking on the Windows “Start” button and typing “display” in the Windows search box. In the window that appears, select “Set custom text size (DPI)” (marked in red).

When you click on it you will see the “Custom DPI Setting” window (see below). Experiment with various sizes to improve letter readability.



The above procedures are particularly helpful if you install a new display or video card on your computer. Even if you don’t, you may discover that they will be an improvement on the settings that were on your computer when you bought it. In my case I noticed a subtle, but significant, improvement in the display on my desktop PC.

**From the Editor**  
Submissions for the  
Jan.2012 News Journal  
will be due by December  
20th. All articles are wel-  
come and appreciated.

**“MEMBERS HELPING  
MEMBERS”**

**Windys Computer Repairs**  
*Computer Won't boot...Who U Going To Call...*

Computer Repairs  
Virus Removal  
Upgrades

**Phil Nocerino**  
  
PC Tech

Custom Built Computers  
Notebook Repairs  
Wireless

1475 Robincrest Lane  
Lindenhurst IL 60046

windpiper2@yahoo.com  
847-356-5527  
www.windysatellite.com

**LAKE COUNTY  
CAMERA CLUB**

[www.lakecountycameraclub.org](http://www.lakecountycameraclub.org)  
[info@lakecountycameraclub.org](mailto:info@lakecountycameraclub.org)

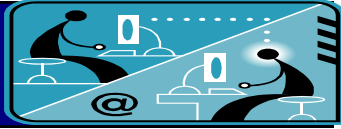
Proud members of the  
Photographic Society of America and the  
Chicago Area Camera Club Association

**Blessed is the season which  
engages the whole world in a  
conspiracy of love.**

HAMILTON WRIGHT MABIE

## Members' E-mail Addresses



Alleman, Elizabeth	esa2204@aol.com
Anderson, Jean	jande77893@aol.com
Barnett, Fred	BNSCom@aol.com
Becht, George	pechmem-gen@yahoo.com
Bell, Julie	jmwebstuff@yahoo.com
Berg-Wells, Lois	luludefl@yahoo.com
Berndtson, Barton	bartb64@yahoo.com
Berry, Bob & Tracy	mgd2race@yahoo.com
Bitterman, Jay	bittjayl@aol.com
Busch, Linda	lindashrub@att.net
Ditman, Bill	william.ditman@comcast.net
Eisenmann, Richard	eisenrich@sbcglobal.net
Florian, Sherry	florian3@earthlink.net
Frost, Jack	Jfrost13@sbcglobal.net
Frost, Winnie	wfrost13@sbcglobal.net
Garling, Richard	richgarling@yellowbirdmktg.com
Gothann, Edward	eddiegothann@yahoo.com
Halley, Jack	jack96@aol.com
Hamilton, Bill	hamiltonbill24@comcast.net
Hanlon, Terri	terhanlon@comcast.net
Henriksen, Henry	hhenriksen@wi.rr.com
Hesse, Gary	pocanada@sbcglobal.net
Hobson, Marshia	omsgadget@yahoo.com
Jacobs, Bobby	bobj2361@gmail.com
Johnson, Dwight	jj1450xl@yahoo.com
Kalinowski, Donna	donnaleek@juno.com
Kline, Cherie	catmom1001@aol.com
Kostelnik, Steve	steve_kostelnik@usa.net
Koudelka, Linda & Robert	koudelka3@comcast.net
Kusiak, Joseph	juj014@att.net
Lagoni, Doreen	bearmagic1999@aol.com
Larkin, Lester	LesLarkin@aim.com
Lewis, Carolyn	lewis.linwood@att.net
Martin, Donald	dmartin339@comcast.net
Mata-Guzman, Marta	marta5131959@yahoo.com
McEnery, Mike	mmcenery@sbcglobal.net
Nickels, Cheryl	cnickels1110@yahoo.com
Nocerino, Phil	windpiper2@yahoo.com
Ortseifen, Patricia	patricia@ortseifen.com
Rehberger, Eric	graduates63@gmail.com
Rivera, Julio	jlrivera@db3mail.com
Rudnit, Harriet	hrudnit@yahoo.com
Salsburg, Leslie	leslie164@juno.com

Savage, Danjean & Ken	kennethisavage@hotmail.com
Seidenberg, Lew	drlew1@aol.com
Seidenberg, Robin	anguslechat@aol.com
Smatlak, Ellen	emsmis@hotmail.com
Straw, Gerald	gkstraw@comcast.net
Sturek, Jorja	jksturek@sbcglobal.net
Sutherland, Dorothy	deedee1938@yahoo.com
Urh, John	johnurh@sbcglobal.net
Wagner, Richard & Belinda	SenoritaBW@AOL.com
Wells, Alden	alden_racing74@yahoo.com




**Have your Web Site Advertised here,  
e-mail me at [editor@lcase.org](mailto:editor@lcase.org)**

**[www.pegasusphotos.zenfolio.com](http://www.pegasusphotos.zenfolio.com)**

**[www.RobinSeidenberg.com](http://www.RobinSeidenberg.com)**



L.C.A.C.E.

**Phone: 847.623.3815**  
**Web Site: <http://www.lcase.org>**



Take a good  
look, you just  
might see  
yourself.

**<http://lcase.org/PhotoAlbums.htm>**



## Lake County Area Computer Enthusiasts

"Members Helping Members"  
(since 1983)

# HOLIDAY RAFFLE 2011

### 1st Prize:

#### HP 17" Notebook

- Phenom II Quad-Core Mobile Processor
- 4GB of RAM
- 500GB hard drive
- Webcam and microphone
- Super Multi Dual layer DVD±R/RW
- Windows 7 Home Premium



### 2nd Prize:

#### Apple iPad 2 16GB Wi-Fi Tablet-White

- 1GHz dual-core Apple A5 chip
- Front and back cameras
- Built-In Wi-Fi (802.11a/b/g/n) and Bluetooth
- Up to 10 hours battery life

### 3rd Prize:

#### HP Laserjet P2035 Printer

- 30 pages per minute



### 4th Prize:

#### 1-Year's Membership LCACE

"Members Helping Members"

Tickets: \$1 each, 6 for \$5, or 25 for \$20

**Drawing December 10, 2011**

WINNER NEED NOT BE PRESENT



# Next Meeting



Meeting Agenda: <http://lface.org/agendas.htm>

## Meeting Agenda

# Holiday Party



Member of  
The Association of  
Personal Computer User Groups