



News Journal

September

Members Helping Members

Volume 30—Issue 6

Join us

September 21,
2013

Grayslake Public
Library from
12:00 to 3:00pm
for a discussion
on:

Social

Networking
and Internet

Marketing

(see page 7)

Inside this issue:

Robins Ramblings	3
How Ballmer Missed theTidal	4
Hotel Scam	7
Presentation and Bio for Saturday	7
Historian Report	8
Obituary	9
Birthdays and Recipe	10

Free Security Utilities from MalwareBytes

By Ira Wilsker

Regular readers of this column will know that in several previous columns I had reviewed and recommended the free and paid "Pro" versions of the MalwareBytes security software. The publisher of MalwareBytes also has five free utilities available to perform other types of security scans, as well as utilities to enhance system performance. These free utilities, some in "beta" or pre-release (not a final version or build), each perform a different task that PC users may find helpful, if not outright necessary. These five free utilities can be downloaded di-

rectly from MalwareBytes at <http://www.malwarebytes.org/products/other_tools>. The free utilities available from MalwareBytes are Chameleon, Malwarebytes Anti-Rootkit BETA, StartupLite, FileASSASSIN, and RegASSASSIN. Much of the worst malware in circulation is purposely designed to protect itself from removal or destruction by a variety of means; one of the most common self-protection methods used by this malware is to prevent the running of anti-malware utilities that could possibly detect and kill the malware. Since MalwareBytes is one of the most

popular free-standing malware detectors and killers, it is one of the prime targets of the malware authors, who ingeniously come up with ways to prevent MalwareBytes from installing, loading, and executing, meaning that if MalwareBytes cannot




(Continued on page 4)

Angus MacTavish on Windows 8

I've been dragged kicking and screaming into learning Windows 8. I really liked Windows 7. Unfortunately my lovely Windows 7 machine died, and the only computer that had the specs I wanted was available one way: with Windows 8. So I am doing my best to learn a whole new "language", OK, a

whole bunch of new geekspeak terms.

To get to the screen with all the "tiles", hit the Windows key . On the top left this screen will say start. In Windows 8 this is called the start menu. To get to the desktop, hit the windows key and the letter d. This will bring you to

what looks like a familiar Windows desktop.

I don't know why, but an icon or tile for Internet Explorer is available on both the start screen and the desktop, but I have been told repeatedly NOT to use the one on the start screen. I will take everyone's word for it.

(Continued on page 6)





"Members Helping Members"
(since 1983)

Board of Directors 2012-2013

Robin B. Seidenberg **President**
president@lcace.org

Linda Busch **Vice President**
vicepresident@lcace.org

Bobby Jacobs **Secretary**
secretary@lcace.org

Winnie Frost **Treasurer**
treasurer@lcace.org

John Colosimo **Programs**
programs@lcace.org

Liz Barnett **Membership**
membership@lcace.org

Linda Koudelka **Public Relations**
pr@lcace.org

Volunteers

Webmaster **J. J. Johnson**
webmaster@lcace.org

Newsletter Editor **Michael J. Mc Enery**
editor@lcace.org

Historian **Kenneth Savage**

News Journal

The LCACE News Journal is published eleven times annually. Members are encouraged to submit contributions which will be acknowledged in this newsletter.

Send articles to editor@lcace.org
Permission is granted to reproduce any or all parts of this newsletter in other User Group publications, provided that credit is given to LCACE and the individual author(s).

Logo designed on an Atari Stacy Laptop in 1989 by Dwight Johnson Jr.

Lake County Area Computer Enthusiasts

**LCACE
c/o Group Ambassador**

["J.J." Johnson](#)

Membership

LCACE membership is open to all individuals and families interested in personal computing. Annual dues are \$20.00 per individual/family. Applications for membership may be obtained at the monthly meeting, by request on the club hotline, and are now available on our web site at <http://www.lcace.org>.

Meetings

LCACE meetings are usually held on Saturdays at the Grayslake Area Public Library, 100 Library Lane, Grayslake, Illinois. The meeting room opens at noon and the formal meeting begins at 12:30 p.m. All meetings are open to the public. Bring a friend!

Newsletter Submissions

Club members are welcome to submit classified ads, reviews, tips and other articles for publication, to our newsletter editor in Microsoft Word format (.doc). **Publication deadline is the 20th of the month for all ads and articles.** Please do not use tabs or special formatting.


Newsletter Advertising

Ad rates per issue: Full page - \$25, Half page - \$15, Quarter page - \$10, Business Card - \$5. Discounts are available on advance purchase of multiple issues. Please send camera-ready copy and payment to the club address by the 15th of the month preceding publication. For more information on ad pricing, please call our Hotline. Ads are **FREE** to all paid members.

Notice

LCACE WILL NOT CONDONE or knowingly participate in copyright infringement of any kind. The *LCACE News Journal* is published by and for LCACE members. Opinions expressed herein are those of the individual authors and do not necessarily reflect the opinion of LCACE, the membership, the board of directors, and/or our advertisers.

Please remember to use the Amazon.com link on our website for your purchases:

Please click here  to help support our club with your on-line purchases



Robin's RAMblings

In the May News Journal Angus MacTavish wrote an article entitled "This nearly was a very sad story...". The article was to remind you to back up your computer NOW.

Well, guess who usually stands on her soapbox and tells people to back up their computers and ... you guessed it ... hadn't backed up hers in a few weeks. Last Tuesday evening I was going to start an Acronis backup/image but decided I was too tired and went to bed.

Wednesday afternoon I turned on my computer and ... nothing happened. I tried to remember what my friend had suggested when I had trouble once before. Nothing worked. I called my friend and he told me what I could try. It worked for a short while and then nothing.

I called Mike McEnery, my long suffering, patient friend who told me to copy all the data I could NOW before it died again. Amazingly I was able to do a duplicate and an Acronis image. It was still going two hours later when suddenly ... nothing. The next morning I turned it on and everything seemed fine for perhaps ten minutes and then nothing.

I now accepted that I had a serious problem on my hands. The consensus was that it was a power supply problem and/or a motherboard problem. It was determined that these repairs were too expensive for the age of the computer and that I would need to get a new one. I had been hoping to hold off on a new computer until Microsoft had a more user friendly operating system. No such luck!

The new computer arrived this afternoon. I gingerly unpacked it, put it on the dining room table, and left it there. My very knowledgeable friend is due here tomorrow evening to set it up. Unfortunately I do not have the luxury of using my old computer until I learn how to use the new one. If all else fails, I guess I could install Classic Shell which makes Windows 8 kind of look and work like Windows 7.

By the way I may now consider using Carbonite to back up into the cloud. Our club founder, Dwight "J.J." Johnson, was the last person I knew who refused to use an online backup service. He recently told me that he was using Carbonite to back up some of his data.

Stay tuned.

We have exciting programs scheduled for 2013-2014:

September 21, 2013-Richard Garling, Social Networking

October 5, 2013-Identity Theft by Grayslake Police Officer Tim Warner

November 2, 2013-Photoshop Elements – Tips and Tricks by J.J. Johnson

December 14, 2013-Holiday party at State Bank of the Lakes. Save the date!

January 4, 2014-Show and tell, and Ask the Gurus

February 2, 2014-

March 1, 2014-

Happy computing!

How Ballmer Missed the Tidal Shifts in Tech.

By: David Pogue, NYTimes.com, August 24, 2013

“By now, you’ve probably heard: Steven A. Ballmer will soon be stepping down as chief executive of Microsoft.

“It’s supposedly a voluntary retirement, but that holds about as much credibility as a public official’s leaving a job “to spend more time with family.” Microsoft has been flailing, and many prominent voices have been calling for Mr. Ballmer to step aside.

“Many of the factors in his departure — stock price, internal politics, shareholder pressure, public relations — aren’t my area of expertise. I’m a tech critic, a reviewer of products. But even from my particular angle of examination, Mr. Ballmer’s time as the head of Microsoft has been baffling.

“He completely missed the importance of the touch-screen phone. (“There is no chance that the iPhone is going to get any significant market share,” he said in 2007.) He missed the importance of the tablet, too. Yes, Microsoft now sells attractive phones and tablets, but they came years too late. They have minuscule market share and little influence.

“It doesn’t take a psychologist to understand why Microsoft missed these tidal shifts: It’s always been a PC company. It helped to create the PC revolution, its bread and butter was the PC — and so of course the company kept insisting that the PC was the future.

It would have taken an exceptional thinker, an out-of-the-box visionary, to admit that the company’s foundation was crumbling. Mr. Ballmer wasn’t that guy.

Source:

(Continued from page 1)

be installed or run, it cannot remove the malware.

MalwareBytes has created a utility, Chameleon <:// <http://www.malwarebytes.org/products/chameleon>>, that will often be able to load and run MalwareBytes on a computer infected with self-protecting malware by tricking the malware into thinking that an innocent, non-protective program is loading. Just like the small reptile that can change its colors, Chameleon loads the MalwareBytes anti-malware program under

a variety of different program names, at least one of which may possibly be able to execute, which would then be able to detect and neutralize the malware. Chameleon is a 1.37 MB file, downloaded in the common ZIP (compressed) format, which can be uncompressed (un-ZIPPED) using the native Windows Explorer (file manager) built into Windows. The instructions provided by MalwareBytes on the installation and use of Chameleon are simple; first, “Unzip the contents to a folder in a convenient location.” I created a Chameleon folder on my C: drive which I used to hold the unzipped Chameleon files. The second instruction references the built-in Chameleon Help File (CHM, or standard Windows help file format), “Follow the instructions in the included Chameleon CHM Help File or, if the help file will not open, simply try to run the files by double-clicking on them one by one until one of them remains open, then follow the onscreen instructions.” The CHM help file, which is opened by simply clicking or double-clicking on it to open, displays very simple instructions on how to trick the malware on the infected computer into allowing the full MalwareBytes anti-malware utility to install, load, and execute. The CHM Help File says, “Just click on the first button below and see if it runs. You’ll know it’s working if a black DOS window appears, slays malicious programs, and then starts Malwarebytes Anti-Malware. If the first button doesn’t work, try the next one. If that one doesn’t work, just keep trying until you find one that does! Then use Malwarebytes Anti-Malware as you normally would to run a Quick Scan and remove the malware. Click the buttons, one at a time, to attempt to run Chameleon.” Twelve radio buttons are displayed, aptly named Chameleon #1 to Chameleon #12, each of which loads a different iteration of Chameleon, one of which is likely to defeat the self-defense capabilities of the malware, and allowing the MalwareBytes anti-malware to run and clean the infected computer.

Since most traditional anti-virus software, and some anti-malware software, only looks at program files and components on the hard drive, malware and virus authors found a way to avoid detection by writing malware to the Windows registry. The registry is a massive database of information and instructions, that is not normally scanned by most traditional security software. Another way malware and viruses hide from detection is to place their operating code in a part of the hard drive not normally scanned by security software, such as in the MBR or “Master Boot Record” of the hard drive. According to Wikipedia <<http://www.wikipedia.org/wiki/Rootkit>>, “A rootkit is a

(Continued on page 5)

(Continued from page 4)

stealthy type of software, often malicious, designed to hide the existence of certain processes or programs from normal methods of detection and enable continued privileged access to a computer.” MalwareBytes has published a free “BETA” (pre-release or “not totally refined” version) of its Malwarebytes Anti-Rootkit BETA available for download from <http://www.malwarebytes.org/products/mbar>. According to MalwareBytes, “Malwarebytes Anti-Rootkit BETA removes the latest nastiest rootkits and repairs the damage they cause. “Malwarebytes Anti-Rootkit BETA is cutting edge technology for detecting and removing the nastiest malicious rootkits.” Being a BETA version, a current download has a finite life, with an expiration date, preventing the BETA from being used for a long period of time; once expired, a more recent ‘BETA’ version, or even a final version, may be downloaded. Since thousands of new malware builds appear every day, this anti-rootkit utility needs its digital signature files updated frequently, as several updates are released every day; these updates enable the anti-rootkit software to detect the latest known rootkits. The scan is very comprehensive, and may take quite a while to complete, as it scans the sectors of the hard drive, the installed drivers (a popular place for malware to hide itself), operating system files, and the registry. Once the scan is completed, any suspected rootkits are displayed. I recommend checking the box enabling the creation of a restore point prior to the removal of any rootkits found, just in case a false positive is encountered, and a legitimate file is incorrectly identified and removed as a rootkit. The restore point file can be used to bring back whatever was deleted.

A common complaint among PC users regards the slow booting of the computer when turned on; this is often because too many programs, often unnecessary, are being loaded each time the computer is booted. Not only does this slow the boot process, it also consumes system resources, such as memory and processor capacity, as unneeded programs are always loaded and running. Microsoft has a crude but effective startup manager built into Windows, the “MSCONFIG” command invoked by entering the command from the Start → Run process. The demand and need for easy-to-use startup managers is so great, that many PC utilities incorporate a startup manager of some type in their products. MalwareBytes is now offering its free “StartUpLite” from its website at <http://www.malwarebytes.org/products/startuplite>. The sole purpose of StartUpLite is to speed the boot process by eliminating unnecessary programs from the boot process; a secondary ben-

efit is the improvement of the system’s performance since fewer programs are loaded and running. The process is simple, as the file is ready to run when downloaded to a convenient location; no special installation or configuration is necessary, as StartUpLite is ready to run as downloaded. Being a “Lite” program, it is small and not very powerful, but it can detect many of the most common hogs of boot time, allowing the user to remove these unwanted programs from the boot sequence. The user needs to be aware that removing a program from the boot sequence does not delete or uninstall the program itself, but only stops it from loading at boot.

Many users are aware that files that are loaded and running cannot be easily removed, as they appear to be locked, and inaccessible. FileASSASSIN is a free utility that can unlock and delete any type of locked file on the computer. While legitimate files are often locked because they are in use, or are critical system files, many varieties of malware and viruses are also locked to add a layer of difficulty in their removal; FileASSASSIN can unlock and delete these files.

Since necessary system files are often locked in order to protect them from accidental (or intentional) removal, MalwareBytes includes the following warning on the FileASSASSIN website: “Warning: Please use caution with FileASSASSIN as deleting critical system files may cause system errors.” If used with extreme care, FileASSASSIN can be a very useful utility, but it may not be appropriate for inexperienced users, as it is too easy to use it to unlock and delete legitimate required or critical system or data files.

Just as malware can lock files in order to make them difficult to delete, malware can also lock registry entries for the same reasons. Some of these locked registry keys have been known to reinstall malware after the actual malware program files have been deleted. MalwareBytes offers RegASSASSIN as a free utility to unlock these malware placed locked registry entries by utilizing a simple two step process.

“RegASSASSIN removes malware-placed registry keys in two simple steps—just reset permissions and delete!” As with the other ASSASSIN products, MalwareBytes includes the following: “Warning: Please use with caution as deleting critical registry keys may cause system errors.” The RegASSASSIN file is a tiny 63.7 kB file that is ready to run when downloaded, with no further installation. The instructions are simple; first, run RegASSASSIN by clicking on it to open it. The second and final step is to, “Enter the registry key you wish to remove or reset and click Delete.” Just as with the other ASSASSIN products, this may not be for the novice, but for the experienced user or technician, as it would be too easy to de-

(Continued on page 6)

(Continued from page 5)

lete a valid registry key, causing other substantial problems. I strongly recommend using any one of the many registry backup utilities, or by using Windows' built-in System Restore function <<http://windows.microsoft.com/en-US/windows-vista/What-is-System-Restore>>, which will allow the user to easily recover from an erroneous registry key deletion.

These are five good free utilities from MalwareBytes. Consider using them as appropriate, but be sure to use them with appropriate care and responsibility. Never forget that the three most important words in computing are, "Backup, Backup, and Backup."

WEBSITES

<http://www.malwarebytes.org/products/other_tools>.
<http://www.malwarebytes.org/products/malwarebytes_free>.
<<http://www.malwarebytes.org/products/chameleon>>.
<<https://en.wikipedia.org/wiki/Rootkit>>.
<<http://www.malwarebytes.org/products/mbar/>> (anti-Rootkit).
<<http://www.malwarebytes.org/products/mbar/>>.
<<http://www.malwarebytes.org/products/regassassin/>>.
<<http://www.malwarebytes.org/products/fileassassin/>>.
<<http://windows.microsoft.com/en-US/windows-vista/What-is-System-Restore>>.

Ira Wilsker is a Columnist, The Examiner, Beaumont TX; Program Director of Management Development at the Lamar Institute of Technology, Beaumont TX. Contact him at <iwilsker@sbcglobal.net>.

(Continued from page 1)

When you start Windows 8, you get a screen called the Lock Screen. I don't know about you, but it was driving me bonkers. So I did extensive research (OK, I googled "eliminate Windows 8 lock screen") and found "How to Eliminate the Time-Wasting Lock Screen in Windows 8" at <http://blog.laptopmag.com/how-to-eliminate-the-win8-lock-screen>. It was relatively easy, and it worked! Hurray!


The "charms menu" is over on the far right and includes symbols for search, share, start, devices, and settings. Among other ways, you can get there by typing the Windows key and the letter c.

To see all your running apps, go to the screen with the tiles (=the start screen), right click and in the lower right hand corner you will see a symbol for "all apps". If you left click on it, you will see all your apps.

In an effort to make Windows 8 less obscure, Microsoft as a list of useful shortcuts:

New keyboard shortcuts for Windows 8 and Windows RT

With Windows 8 and Windows RT, you can use the keyboard shortcuts you're already using, and you'll find new ones too. For example, the easiest way to search on the Start screen is to simply start typing. Not on the Start screen? Press the Windows logo

key  and you can quickly switch between Start and the app you're in.

If you're not familiar with keyboard shortcuts—or you'd like to see a list of shortcuts in one place—see the bigger list of keyboard shortcuts.

Here are some of the most useful keyboard shortcuts for Windows.

Windows logo key  +start typing

Search your PC

Press this

Ctrl+plus (+) or Ctrl+minus (-)To do this

Zoom in or out of a large number of items, like apps pinned to the Start screen

Ctrl+scroll wheel

Zoom in or out of a large number of items, like apps pinned to the Start screen

Windows logo key  +C

Open the charms

Windows logo key  +F

Open the Search charm to search files

Windows logo key  +H

Open the Share charm

Windows logo key  +I

Open the Settings charm

Windows logo key  +J

Switch the main app and snapped app

Windows logo key  +K

Open the Devices charm

Windows logo key  +O

Lock the screen orientation (portrait or landscape)

Windows logo key  +Q

Open the Search charm to search apps


Windows logo key  +W

Open the Search charm to search settings


(Continued on page 7)


(Continued from page 6)

Windows logo key  +Z
Show the commands available in the app


Windows logo key  +spacebar
Switch input language and keyboard layout


Windows logo key  +Ctrl+spacebar
Change to a previously selected input


Windows logo key  +Tab
Cycle through open apps (except desktop apps)


Windows logo key  +Ctrl+Tab
Cycle through open apps (except desktop apps) and snap them as they are cycled

Windows logo key  +Shift+Tab
Cycle through open apps (except desktop apps) in reverse order

Windows logo key  +PgUp
Move the Start screen and apps to the monitor on the left (Apps in the desktop won't change monitors)

Windows logo key  +PgDown
Move the Start screen and apps to the monitor on the right (apps in the desktop won't change monitors)

Windows logo key  +Shift+period (.)
Snaps an app to the left

Windows logo key  +period (.)
Snaps an app to the right

<http://windows.microsoft.com/en-us/windows-8/new-keyboard-shortcuts>

I'm still calling out plaintively, "Where is my Start Menu?" I hear Windows 8.1 will address many of my concerns ... but not that one. I keep hearing people tell me to go to Classic Shell. I'm not giving in just yet, but it could happen.

HOTEL SCAM

Submitted by Virginia Van Amburgh

You arrive at your hotel and check in at the front desk. Typically when checking in, you give the front desk your credit card (for all the charges to your room). You go to your room and settle in. All is good.

The hotel receives a call and the caller asks for (as an example) room 620 - which happens to be your room. The phone rings in your room. You answer and the person on the other end says the following, "This is the front desk. When checking in, we came across a problem with your charge card information.

Please re-read me your credit card number and verify the last 3 digits numbers at the reverse side of your charge card."

Not thinking anything is wrong, since the call seems to come from the front desk, you oblige. But actually, it is a scam by someone calling from outside the hotel. They have asked for a random room number, then ask you for your credit card and address information. They sound so professional, that you think you are talking to the front desk.

If you ever encounter this scenario on your travels, tell the caller that you will be down to the front desk to clear up any problems. Then, go to the front desk or call directly and ask if there was a problem. If there was none, inform the manager of the hotel that someone tried to scam you of your credit card information, acting like a front desk employee.

This was sent to me by someone who has been duped and is still cleaning up the mess.

ANYONE traveling should be aware of this one!

Presentation and Bio for this Saturday:

By Rich Garling

The Internet: How to Make it Work for You

A Presentation on how the pieces of the Internet fit together making it efficient and easy to either tell people what you're all about or for you to find what you're looking for.

Rich Garling, an Internet Consultant/IT Project Manager and owner of Yellowbird Marketing Solutions has been involved with web development, eCommerce and Internet applications development since 1995 and has worked for a variety of companies including Abbot Labs, Vance Publishing, Anixter International and currently works for Uline Corporation in assisting them with redesigning their current web interface. He is also the owner of Yellowbird Marketing Solutions, a company that specializes in providing consulting services to small and medium size businesses place themselves on the internet.

Historian Report

History Report, 6//8/13 Meeting, 7/13/13 Picnic
By Les Larkin
LesLarkin@AIM.com

Linda Busch, who conducted the May meeting, was at the June meeting before the rest of us to get the coffee going! She had something else to attend that day, but she selflessly showed up to take care of that important club function. Thanks, again, Linda!

Fred Barnett gave us an informative and helpful presentation about Google Tips and Tricks. And just to be sure we could use them when we got home, he gave us a link, <http://www.google.com/intl/en/insidesearch/tipstricks/all.html>, that we could see them on our own computers.



Liz gave us information, and even encouragement, concerning the August picnic at the Barnett homestead.

George Becht won the door prize, a copy of Poser Debut, which is a program for creating and animating 3D figures.



J.J. won the 50/50 prize. Looks like at least 6 bucks to me. I really gotta take better notes. Congratulations to both winners!

A special thanks to Dr. Lew Seidenberg, who jumped into the post-meeting coffee pot cleaning. He is always there to do what needs to be done. I have seen it many times.



The July 13 Picnic was another great success thanks to the hard work of Liz and Fred. The weather could not have been much better, and there was plenty of awesome food and drink. And another thanks to Dr. Lew for helping Fred with the cooking.



Edward C. (Eddie)
Gothann

November 9, 1935-
August 9, 2013



LCACE member, father of former membership chair Sherry Florian, and long time Ingleside resident, Eddie Gothann passed away suddenly Friday, August 9, 2013. Ed and his late wife Carol were married for 46 years. He was a plumber by trade and for many years operated Carol Plumbing. He later served as the plumbing inspector for the Village of Grayslake, and worked in the plumbing department at Home Depot in Round Lake. Ed delighted in spending time with his granddaughter Megan and great grandson Tyler.

Here are some happy club members enjoying the fruits of the Barnett hospitality . . .





July

Terri Hanlon
Judith Fesus
Liz, Barnett
Jack Frost
Lew Seidenberg

August

Robin Seidenberg
George Becht

September

John Colosimo

This month's recipe submitted by: *Lew Seidenberg*

Recipe of the Month



A hearty soup for the winter, black bean and sweet potato

- 1 large onion
- 2-3 cloves of garlic
- 2 bay leaves
- 2 tablespoons olive oil
- 2 medium sweet potatoes
- 1 30 oz can of black beans
- 3 large tomatoes
- 1 jar tomato sauce
- 3 1/2 cups water
- salt and pepper to taste

1. cut onion and sweet potatoes into small cubes
2. mince garlic
3. slice tomatoes into small chunks
4. put oil into large pot

5. add onions and cook at low heat to caramelize for about 8 minutes

6. add garlic and cook 2 minutes

7. add bay leaves, cut tomatoes, sweet potato chunks, tomato sauce and water

8. bring to a simmer

9. drain and rinse black beans and add to pot

10. add salt and pepper to taste

11. simmer for about 1 hour until sweet potatoes are softened

12. remove about 2 1/2 cups of soup

13. puree or blend the rest of the soup

14. return the reserved soup to the pot and simmer about 10 minutes more

15. remove bay leaves

16. eat and enjoy with some garlic toast

17. soup can be frozen to enjoy later

**** thickness of soup can be adjusted by using more or less water



Lake County Area Computer Enthusiasts

Do you have computer questions
or need help with your computer?



Visit Lake County Area Computer Enthusiasts'
help desk for one on one help

Open to all

**11:15 a.m.-12:15 p.m.
Grayslake Area Public Library
Rooms A-C**



L.C.A.C.E.

Phone: 847.623.3815

Web Site: <http://www.lcace.org>

Members



Have your Web Site Advertised here,
e-mail me at editor@lcace.org

www.pegasusphotos.zenfolio.com

www.RobinSeidenberg.com



**Take a good
look, you just
might see
yourself.**

[http://lcace.org/
PhotoAlbums.htm](http://lcace.org/PhotoAlbums.htm)



apcug Member of
The Association of
Personal Computer User Groups

Pegasus

Event Photography



**5 Minute
PHOTOS**

Dwight "J.J." Johnson
Photographer

847.623.3815

info@pegasusphotos.net

View & Order: pegasusphotos.zenfolio.com

**LAKE COUNTY
CAMERA CLUB**



www.lakecountycameraclub.org

info@lakecountycameraclub.org

Proud members of the
Photographic Society of America and the
Chicago Area Camera Club Association



JIM JACOBS TRIO
Jazz Standards
THURSDAYS 6:00-9:00 PM



*Deerfield
Italian Kitchen*

CONTACT JIM AT 847.372.0656 OR JIMJACOBSMUSIC@GMAIL.COM

North American Power *electricity*

Bart Berndtson
Independent Rep.

(847) 337-9756

bartenergy@gmail.com

video: <http://energypowergroup.com>

web: napower.com/bartenergy

501(c): give.napower.com/bartenergy

WINDYS COMPUTER REPAIRS

COMPUTER WON'T BOOT..WHO U GOING TO CALL..



PC TECH
PHIL NOCERINO

1475 ROBINCREST LANE OFFICE: 847-356-5527

LINDENHURST IL 60046 CELL: 847-704-0355

WINDPIPER2@YAHOO.COM

WWW.WINDYSPCREPAIR.COM

**TUNING
ELEMENT™**

Authorized Dealer

Phil Nocerino

email: windpipe2@yahoo.com phone: 847-704-0355

real tools for a better life™ TUNINGELEMENT.COM



**Lake County Area
Computer Enthusiasts**
"Members Helping Members"
(since 1983)

HOLIDAY RAFFLE 2013

1st Prize:

Toshiba 17" Notebook

- AMD Dual Core A6-4400M Processor, AMD Radeon HD 7520G accelerated graphics
- 6GB of memory
- 640GB hard drive
- 2 USB 3.0 ports



2nd Prize:

Apple iPad 16GB Wi-Fi Retina display-White

- Dual-core A6X chip with quad-core graphics
- 5.0MP iSight camera, 1080p HD video recording
- Built-In Wi-Fi
- Up to 10 hours battery life

3rd Prize:

Kindle Fire HD 3G with Special Offers

- 7" display
- 16GB
- 3G or Wi-Fi connectivity



4th Prize:

1-Year's Membership LCACE
"Members Helping Members"

Tickets: \$1 each, 6 for \$5, or 25 for \$20

Drawing December 14, 2013

WINNER NEED NOT BE PRESENT