

News Journal

“Members Helping Members”

April 2022

Volume 39, Issue 01



“Members Helping Members”

Vote



2022—2024
**Board
of Directors**

*"Members Helping
Members"
(since 1983)*

Board of Directors

2020-2021

President

RIP

president@lcace.org

Vice President

Linda Busch

vicepresident@lcace.org

Secretary

Bobby Jacobs

secretary@lcace.org

Treasurer

Judy Dunham

treasurer@lcace.org

Programs

Linda Rohlfing

programs@lcace.org

Membership

J.J. Johnson

membership@lcace.org

Public Relations

Linda Koudelka

pr@lcace.org

Volunteers

Webmaster

J. J. Johnson

webmaster@lcace.org

Newsletter Editor

Mike McEnergy

editor@lcace.org

Historian

Lester Larkin

historian@lcace.org

Lake County Area Computer Enthusiasts

c/o Group Ambassador

"J.J." Johnson

News Journal

The LCACE News Journal is published eleven times annually. Members are encouraged to submit contributions which will be acknowledged in this newsletter. Send articles to editor@lcace.org. Permission is granted to reproduce any or all parts of this newsletter in other User Group publications, provided that credit is given to LCACE and the individual author (s). Logo designed on an Atari Stacy Laptop in 1989 by Dwight Johnson Jr.

Membership

LCACE membership is open to all individuals and families interested in personal computing. Annual dues are \$20.00 per individual/family. Applications for membership may be obtained at the monthly meeting, by request on the club hotline, and are now available on our web site at <http://www.lcace.org>.

Meetings

LCACE meetings are usually held on Saturdays at the Grayslake Area Public Library, 100 Library Lane, Grayslake, Illinois. The meeting room opens at noon and the formal meeting begins at 12:30 p.m. All meetings are open to the public. Bring a friend!

Newsletter Submissions

Club members are welcome to submit classified ads, reviews, tips and other articles for publication, to our newsletter editor in Microsoft Word format (.doc). **Publication deadline is the 20th of the month for all ads and articles.** Please do not use tabs or special formatting.

Newsletter Advertising

Ad rates per issue: Full page - \$25, Half page - \$15, Quarter page - \$10, Business Card - \$5. Discounts are available on advance purchase of multiple issues. Please send camera-ready copy and payment to the club address by the 15th of the month preceding publication. For more information on ad pricing, please call our Hotline. Ads are **FREE** to all paid members.

Notice

LCACE WILL NOT CONDONE or knowingly participate in copyright infringement of any kind. The *LCACE News Journal* is published by and for LCACE members. Opinions expressed herein are those of the individual authors and do not necessarily reflect the opinion of LCACE, the membership, the board of directors, and/or our advertisers.



“We’re Back”

In person and hybrid meeting



April 16. 2022

Elections of Board of Directors

Celebrating 39 years

Ask the Gurus

Time: 12:15 PM

Hope to see you there!



Reminder
Member Fees
Now Due

Editor Notes



We made it through a mild winter, and we hope everyone made it safely. With the pandemic slowly allowing us to return to somewhat of a normal, we are looking forward to our in person meeting this month.

April is our 39th Anniversary! Hard to believe that Lake County Area Computer Enthusiasts has been around for 38 years. Founded on the 9th of April in 1983, the first meeting was a gathering of six individuals wanting to know more about their Atari computers. There have been many advances over the years which included changing the name from Lake County Atari User Group to Lake County Area Computer Enthusiast, mainly because of the conflict in the acronym with a Chicago group and dropping the Atari when getting our not-for-profit. Yet, we have survived several of the Chicago group that were much larger than us.

Our board of directors is in place for the upcoming elections, but there is always room for another hat in the ring. The club needs people who are willing to give a little extra time to make things run smoothly each month. Even if you are not a member of the board, your ideas and suggestions are always welcome. I would like to thank Bobby Jacobs to stepping up to be the Android SIG Leader. For those with Android devices questions, will be directed to Bobby for answers.

Presently, our monthly planning is only a few months out, but we hope to schedule more programs and events farther into the future after the elections. Our January and March presenters gave us some valuable information for those considering Windows 11 and the Ergonomically way to healthy use your technical devices. More of these types of presentations in the future, as well as keeping you informed of what modern technol-

ogy is on the horizon. We are always open for you to set up and do a presentation.

Because of scheduling with the Grayslake Public Library, the April Help Desk will be limited on time, but we plan to have our help crew ready to serve your needs in May. We also plan to continue holding hybrid meeting and reach out to those members unable to attend meetings in person. Meetings will also be recorded and place on our YouTube page. Also because of scheduling, there the summer picnic has not been scheduled because with the passing of Phil Bock, a request to use the Banks Community Room was not made, and had to be submitted by December, although we were able to get a schedule date for the 2022 Holiday Party. Therefore, enjoy your summer, but no meeting in July.

The **eBulletin** is published bi-weekly with lots of technical information for you to read. These articles are compiled from various websites and from information contributed by members and other computer zoom meeting that are attended during the week. If you have any interesting technical news, website that you would like published in the **eBulletin**, please let us know. There are so many sources of information out there and we can gather it all.

The club website is still under construction, but all the older content is still available. Because of Adobe dropping Flash, our website which as setup several years ago took a hit. This resulted in the loss of top banner and a few of the main page graphics. The new site when placed online will still have most of the older and updated content, but a new fresher look.





2022—2024

Vote

Board of Directors



Nominees



Linda Busch



Lester Larkin



Bobby Jacobs



David Carlson



Judy Dunham



Mike McEnery



Linda Koudelka



Newsletter

This space reserved for your article....

Hi, this is Jasmine Blue D'Katz again asking you to write an article for the club newsletter.

If you have been an avid reader of our newsletter, you have probably read several of my articles. I like to share information about new purchases that have shown up on my doorstep and every time I get a chance to get my little paws on the keypad of the iPad or computer it compiles me to share this information with you.

Although I have only been in the world for a little over six years, (yes, I am only six years old) and spend most of my day sleeping in my katz tree or a box that the new item came in. I spend a lot of my playtime sniffing out the new products around the house. I am always excited when the Amazon truck pulls up and I know I am going to get my paws on a new product and express my thoughts on something that's other members of my computer club might be interested in. Although all these products may not be computer-related, most are still some types of new technology that someone may find interesting.

Your review does not have to be a product or service. During meetings, members speak about computer, tablets, or smartphone tricks and tips that can be shared by writing a brief sentence or paragraph about it and submitting it to the newsletter editor. New technology is also our goal to keep our members up to date on changes in technology.

I have found it somewhat easy to write these reviews because I follow the following guidelines:

- Briefly describe the product or service
- Write with details
- Use complete sentences
- Include useful descriptive words.
- Personalize your review
- Position the product or service among its peers
- Include a sample
- Keep it truthful

These are a few of the things that should be considered, but there are more. Let your word flow as though you are going through each set of opening the package, reading the manual, installing/setting up, and operating the product. This lets us know your likes and dislikes of the product. Let us know where or how you obtained the product and lastly, would you recommend this product to other members.

I have felt somewhat lonely over the past couple of years by not seeing reviews from fellow club members, and I know the editor has asked on numerous occasions for submission.

I will be looking forward to reading your article soon.



We ask questions in order to learn more information about something, and we answer questions to provide more information. Asking and answering questions is not only a part of how we learn, but it is also a part of our social skills; we ask and answer questions to be polite and build and maintain relationships.



Smart Reusable Notebook

By Jasmine Blue D’Katz

I am always looking for scratch paper and magazines to sit on, but occasionally I do take notes, but recently, the Amazon guy brought me an erasable notebook. I have a fetish for licking plastic, therefore, liked to feel of this book because the pages were of a plastic substance. But then I figured out that it was really supposed to be used for taking notes.



Although Rocketbook has been around since 2015, I did not feel that a notebook you had to place in the microwave to erase was of practical use. Within the past few years Rocketbook has reinvented itself and become more of a more useable product. Rocketbook raised more than \$1.3 million during an Indiegogo crowdfunding campaign for its first Rocketbook Wave.

Once I got my paws on the Rocketbook, it offers a “pretty good” writing experience. I do not know that I would say it is better than writing on the iPad with the Apple Pencil because I have paperlike cover installed.

The Rocketbook is a cloud-connected note taking product that allows you to save your notes to your favorite cloud destination with its free companion app, and then erase your note with the swipe of it

included damp cloth and you are ready to use the pages again!

I have set up my Rocketbook to send my scanned notes to an email address, and occasionally to EverNotes. But you can set up other destinations, like OneNote, Google Drive, iCloud, and Dropbox. Your Rocketbook will transcribe your handwritten notes directly into your file. That is right – your handwritten note will now turn into text.

The Rocketbook app is FREE, and once configured, all you need to do is indicate which service you wish to send your notes to by placing a X over the seven icons symbol you have designated at the bottom of the page. Launching the app will automatically recognize the page and send the note.

Like any cloud-based application, to transcribe and search my handwritten notes, the Rocketbook app needs to access and the ability to store the transcription on its servers. Therefore, I am cautious to what notes scan into Rocketbook. Rocketbook also uses Handwriting Recognition OCR (Optical Characteristic Recognition) which allows me to transcribe and search my handwritten text.



Rocketbook comes with a pen and microfiber cloth, and I purchased a set of assorted color pens. I was able to choose between several sizes and colors. The types are: Rocketbook Core, Everlast, Fusion, Panda Planner and Flip. Depending on which you choose, you can opt for a task list, weekly planner as well as the size and number of pages.

I chose the Rocketbook Core is 8.5” by 11” with 32 dot-grid and lined pages. The Pilot FriXion pen was included, and it took a few days to give me that classic pen & paper experience.

(Continued on page 10)

HP Envy X360 Laptop

A plunge into Windows 11, New Laptop and New OS

By Jasmine Blue D’Katz

Although there was no hurry to make the plunge into Microsoft Windows 11, we just needed a new laptop. As always, I get excited with the UPS guy drops something new in our Dropbox. And I did like this guy because he followed the instructions with the code and put it in the Dropbox which sends me a notification when opened, and I know I have a new toy to play with.

The HP Spectre x360 laptop was getting a little slow and with the aging eyes, we needed a larger display. So, after a few days of comparing specs of several of laptops we decided upon another HP Envy X360 with plenty of space to grow. This is the third computer we have purchased from Costco which always offers an extended warrantee beyond the manufacture’s warrantee.

HP Envy X360: 2-in-1, 15.6” Touch Screen, Intel 11th Gen Intel Core i7 1165G7, 16GB Memory, 1.0TB SSD, Intel Wi-Fi 6, Bluetooth 5.0, FingerPrint Reader, Full-size Backlit Keyboard with Numeric Keypad, and Windows 11 installed. The battery is rated for 13-hours. McAfee Total Protection was also installed, but I will not activate it, because I have a five-device subscription to AVG Internet Security. Costco gives a 2-year warranty from the date of purchase.



I read several reviews online and even searched Consumer Reports before the purchase. The first thing that caught my eyes was the Core i7 and the

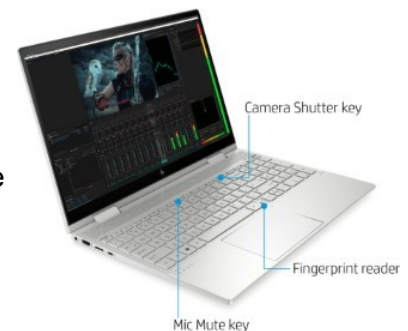


1TB SSD, the Touchscreen was secondary although I use it all the time on the iPad, but not on the HP Spectre X360 13”. The 2-in-1 feature is neat, but I doubt if I will use it much.

The Envy X360 is an in-between solution to my older laptops. The Touchscreen is larger than my 12.9” iPad Pro, and the 13: HP Spectre X360, but smaller than my custom order 8-year-old 18” HP Pavilion Entertainment PC (way before Touchscreens). The 16GB Memory, and 1TB SSD is much more than the tablet of the 18” laptop.

With this power, I expect this laptop to last 5+ years and probable through Windows 12, 13 and 14. I am looking forward to installing my photo and video editing software now that I have a laptop powerful enough to run my favorite programs and not being restricted to my office computer for some projects. OneDrive, Dropbox and my Drobo server will give me remote access to my files. I did not have this ability on the smaller HP Spectre X360 or the iPad Pro to do any editing.

Some of the new features are the built-in number keypad, which has taken a little time to get use to, not use to a keypad on a laptop. The power button hidden between the function keys and it I actually had to read the instructions to find it. The fingerprint scanner next to the space key makes it easy to log into Windows, this feature was also available on my 18” laptop. Other than those feature, I am still exploring Windows 11 and have loaded a few of the new apps available in the Microsoft store. Still, I do



(Continued on page 9)

(Continued from page 8)

not plan to upgrade my main computer to Windows 11 until I absolutely have to, or I have to replace it with a new system before October 2025. Now with this additional power, I plan to use this laptop for my computer club hybrid meetings, replacing the slower 18" laptop, which was also luggable.

You can probably find a similar laptop for a lot less, but it will be hard to match the speed, memory and storage of this computer for under \$1,000.00. For now, I am very satisfied with my purchase, and would highly recommend this laptop for someone looking for that has the power for all needs.

TECH ESSENTIALS FOR WINDOW

Tips and Tricks

Remember when you used a mouse for the first time? I bet you haven't realized how much technology you have learned in the past ten years or so. One of the articles Jim Cerny, Forum Leader and Instructor, has written for the Sarasota Technology Users Group in Florida is about what he considers the absolute BASIC knowledge we need to know to enjoy our Windows computer. Join me by using your computer to have a hands-on experience while we are going through the list.

1. Turn your device on and off, including totally off, so you don't use the battery.
2. Mouse use – left-click, right-click, and scroll wheel.
3. Touchscreen skills – swiping, dragging, touching, enlarging, shrinking the screen, etc.
4. Taskbar functions and areas – Windows icon, search bar, quick-launch, notifications, etc.
5. Find all the apps on your computer (Windows "start" button) and delete an app you no longer want.
6. Basic Windows settings – personalization, screen text size, and other options you can set for the way you use your computer.
7. Open an app in a window. Change the size of a window, minimize, and maximize it.
8. Close a window.
9. Move a window on your screen, work with more than one window open at the same time.
10. Create a new icon on your desktop, delete icons you no longer want.
11. Use File Explorer to work with files and folders – rename, delete, create new folders, organize, etc.
12. Text editing – enter text, correct text, highlight text, copy and paste the text.
13. Copy and paste other files and things such as a photo from the internet.
14. Security app or software, know that it is working, scanning your computer for possible problems.
15. Camera, speakers, earbuds, microphone, and other such plug-ins.
16. Use a USB memory device, such as a thumb or flash drive, backup drive, or disc.
17. Printer hookup, check cartridge ink level, change ink cartridges.
18. Internet modem test, restart, and know you are on the internet. 2
19. Search the internet for anything.
20. Browse the internet, go to different web pages, bookmark web pages, etc.
21. Download a new app.
22. Log in to an account with your username and password and log out after you are done.
23. Basic email skills – send a new email, maintain your CONTACT LIST, forward an email to others, add an attachment file.
24. Attach this completed document to an email and send it to membership@ccokc.org
25. Keep ALL your passwords and logins in a good place.

(Continued from page 7)

As I mentioned, the Rocketbook app is free to download and use on iOS and Android. The app does not work with standard sheets of paper.


We now have two Rocketbooks with bright red covers. The larger Rocketbook is kept next to my computer in the office next to the computer and the smaller flip Rocketbook is in the living room next to the recliner for taking notes from the TV or just reminders.

Rocketbooks are available at Amazon in many sizes and colors and range in price from \$17 to \$37.

KardiaMobile

Medical-Grade EKG's On the Go

By Jasmine Blue D'Katz



The past couple of years I have been concerned about my health including weight blood pressure and heart. EKG it is not normally something you do at home, and previously I only had to get one

before my knee surgery. Just before the holiday I kept seeing a commercial about a new device that allowed you to take your own EKG at any time or anywhere with this small portable device and your smart phone. Knowing that heart disease is one of the leading causes of death I decided to purchase one ideal device and monitor my heart.

The commercial advertises the cardio mobile as one of the leading brands for home monitoring. It also claimed that is a device to provide some of the same information as an advanced versions you may get at

your doctor's office or hospital.

The KardiaMobile is design to help detect heart related issues such as article fabulation (AFib) which causes the upper chambers of the heart to be irregular therefore pumping out less blood, bradycardia or slow heart rate, and tachycardia or a fast heart rate.

KardiaMoble is a pocket size personal EKG device that allows you to measure heart rate and rhythm and captured it data on your link smart phone. AliveCor, the company that makes the device claims you may be able to get medical grade data that you can share with your doctor. All this is done by placing my fingers on the two sensors for 30 seconds. The result is compiled and displayed on your smart phone. The data can now be shared with my doctor.

I realize that some of the newer watches can do somewhat of the same. If you already have one of these watches, which are on the expensive side when you make a sitter the purchase of a KardiaMobile for under \$100. Originally the KardiaMobile let us advertise at \$99, but recently you can purchase it for \$79.

We take it a step further; you cannot subscribe for \$9.99 per month or \$99 a year for their subscription plan if you wish to get report from cardiologists through the app. If not, you can just use the free version and it records all EKGs on your smart phone. The app will work on most iPhone and some Android therefore you may want to check the compatibility before purchasing.



Because I had purchased tested drifting plan, I was offered the KardiaMobile Card and it discounted price. The card it is the same size as a credit card and easily slips in your pocket. From what I read, the cardio mobile

and card AF algorithm Had an exceptionally good accuracy, with a sensitivity of 96.6 % and specificity of 94% for detection of AF.

KardiaMobile cannot replace a full EKG, but it will give you some insight to your heart health.

Gave Up My Mouse Long Ago and I'm Happy

I Did: If You Hate Your Mouse, Try a Trackball Instead

By Kurt Jefferson, Editor, CKCS Newsletter

October 2022 Issue

<https://ckcs.org/>

lextown2 (at) gmail.com

The article in Gizmodo doesn't mince words with the headline:



“With its big roly-poly ball and huge hand rest, the venerable trackball mouse looks like a holdover from 1996. Or maybe 1946 – that’s the first time a trackball was used as an input device in a computer,” writes Alex Cranz in his 2017 article.

He asserts the waning popularity of the lowly trackball after more of us began using the mouse and then the trackpad. Cranz adds, “But here’s the thing: The trackball is still good. Not just good—the trackball is great. So great that Logitech is introducing its first trackball in many years is a cause for celebration—even if I have some issues with my new favorite input device.”

So, in 2017, Switzerland-based Logitech introduced its first new trackball in years. Guess what? The MX

Ergo was a major hit. And sales are still climbing. Last fall, Logitech reported a 26% increase in mice and trackball sales. (Logitech sells plenty of mice – but it’s also discovering many people insist on trackballs instead.)

Then, last October, Logitech introduced yet another trackball: the Ergo M575. The user can connect to a desktop or laptop, Mac or PC via a USB interface with a small transceiver or Bluetooth. It will also connect to an iPad using the Bluetooth option.

As more of us began working and teaching school from home in 2020 because of the pandemic, more of us are actively ditching our mice. (Plenty of us are still working and teaching from home via Zoom and other software.)

Make Tech Easier explains why trackballs are better for you: “More workers are aware of the health risks and problems associated with long periods of sitting daily. It’s supremely unhealthy, and many companies have made a serious effort to help modern office workers reduce the risks of desk-bound work.

While standing up will help your health, more ergonomic input devices can protect you from an RSI or repetitive strain injury.

These injuries are caused by repeatedly straining your body in the same way, over and over again. These injuries can cause numbness, tingling, and pain, and they won’t go away until you stop the stressor.

Trackball mice can be a blessing for workers suffering from a wrist-based RSI or carpal tunnel. The benefit comes from the trackball’s stable position. While you move your wrist and arm to manipulate a traditional mouse, you only need to move your fingers to use a trackball. If you use a wrist rest with your trackball, your wrist will be at a healthier angle. This frees it from the strain associated with sliding your mouse around. Because your hand stays in one place, your

(Continued on page 12)

(Continued from page 11)

arm and wrist won't be strained by the constant back and forth movement of a mouse."

As *Popular Mechanics* wrote in June, "A trackball mouse is a great way to make endless mouse movement less strenuous." It's proven that trackballs reduce wrist stress and grip fatigue.

While the best-selling Logitech trackballs are thumb-operated, Kensington, which might be called the "king of trackballs," sells at least seven trackballs on its website, on Amazon, Newegg, and other online sellers.

Because of growing demand, Kensington has released several new trackballs in recent years, including the:

- Expert Mouse Wireless Trackball
- Pro Fit® Ergo Vertical Wireless Trackball (White & Black)
- Orbit® Fusion Wireless Trackball
- Wired Orbit® Trackball with Scroll Ring
- Orbit® Optical Trackball.

The popular Expert Mouse Wireless Trackball often tops the ratings when reviewers put trackballs through their paces. The Wirecutter (a review website purchased by The New York Times), trackball-mouse.org, gadgetreviews.com, and iMore all praise that finger-operated device.

A Japanese trackball maker, Elecom, has also earned a steady but growing market share in the States. Elecom currently makes the only trackball especially designed for left-handed users. It's the Elecom M-XT4DRBK model. (Read about it here at amazon.com).

Popular Mechanic's website tells what to look for as you decide whether or not to opt for the benefits of a trackball.

Interesting Internet Finds

By Steve Costello

scostello AT sefcug.com

While going through the more than 300 RSS feeds, I often run across things that I think might interest other user group members.

The following are some items I found interesting during November 2021.

How To Disable The Smart Compose Feature In Gmail

<https://techviral.net/disable-smart-compose-gmail/>

I keep the Smart Compose feature turned off because I distrust the AI figuring out what I want to say. So if you have not turned this feature off in your Gmail, I suggest you do it now.

Is Charging Your Phone Overnight A Bad Idea?

<https://www.online-tech-tips.com/smartphones/is-charging-your-phone-overnight-a-bad-idea/>

This question pops up from time to time. The people at Online Tech Tips answer this and some other questions regarding battery charging.

HTTPS vs. VPN: 5 Reasons You Do Need Both

<https://www.makeuseof.com/https-vs-vpn-reasons-you-do-need-both/>

If you don't have a VPN, always use HTTPS. However, if you have a VPN, this post explores why using both is a good idea. (Note: I always use both when I am away from my home network. Sometimes, I even use both, especially with banking and shopping sites.)

(Continued on page 13)

(Continued from page 12)

Five Simple Rules For Spotting A Scam

<https://cynmackley.com/2021/11/22/five-simple-rules-for-spotting-a-scam/>

I am sure you keep hearing about scams; I know I do all the time. This post has some simple and easily remembered tips for spotting scams. Check this post out.

How Using BCC Reduces Spam

<https://askleo.com/bcc-reduces-spam/>

Everyone should know this already, but I still get things from others who don't know or don't care. (Note: As a former user group officer and newsletter editor, I learned to use BCC early on, and I think everyone should too. If I see multiple recipients in an email, I flag future emails from that sender to go to a specific folder and email the sender back requesting that they use BCC in the future.)

The 6 VPN Features That Matter Most

<https://www.howtogeek.com/758704/the-6-vpn-features-that-matter-most/>

If you are in the market for a VPN, check out this post to see what features you should be looking to have.

My Debit Card Was Hacked

<https://firewallsdontstopdragons.com/my-debit-card-was-hacked/>

In this post, the author explains how his debit card was hacked and provides some advice gathered from the experience.

This work by Steve Costello is licensed under a Creative Commons Attribution 4.0 International License.



W

e hope you enjoy reading the club newsletter every month, but it takes a commitment of a few individuals to produce this newsletter for you. If it wasn't for the resources from APCUG supplying us with articles from other computer club newsletters, we would not be able to make this newsletter available to you. From these articles we try to find some you would be interested in reading; therefore, this is just a guess because we are not receiving any feedback from you. The surprising thing about these articles is that they are from members of other computer groups, yet we very seldom receive articles from our own members. Every month the newsletter editor asks for you to submit articles.

Over the past couple of years our biggest article contributor has come from a cat name Jasmine Blue D'Katz. It appears that Jasmine enjoys writing articles every time the Amazon guy shows up at her door, and she finds it easy to write in a few lines about the new product that she has just received. But she would love to hear about any new products articles or trips and tips that you would like to share with the members of the club.

Therefore, we would love to hear your feedback about the articles she has written, or articles that you have read within the newsletter. Our newsletter editors are always wondering if their efforts of providing you with a newsletter are worth the time they spent. Like anyone, they would enjoy hearing your feedback.



Right-Click Your Mouse



Best Shortcut Ever!



If you are not familiar with the power of RIGHT-clicking your mouse, you are in for a great Windows tip to help you in almost every place on your computer. First, of course, everyone should be familiar with LEFT-clicking the mouse to select things and options. Computer instructions say "click on" this or that, and it is understood that they mean LEFT click. But the RIGHT mouse button is a big help also, and instructions should always specify "RIGHT-click" when you are to use that button.

So, what does "right-clicking" your mouse do on Windows? Well -- and this is the core of this article -- **right-clicking your mouse on anything makes a menu of options appear for that item.** This works for almost anything you can see on your Windows monitor. So, let's look at a few examples for you to try to show you what a helpful shortcut this can be for you.

Place your mouse arrow (cursor) anywhere on your desktop screen (on an empty area, not an icon). Now right-click your mouse, and you will see a menu appear of choices or commands for what you can do with your desktop. For example, you will see choices such as "View," which allows you to change how you view your desktop. Or "Sort by," which gives you options for sorting what is on your desktop. If you don't know what a command or option does, ask Google.

For another example, place your mouse arrow on a BLANK area on your Taskbar at the bottom of your Windows desktop screen. Now right-click, and you will see options of what you can do with your Taskbar -- such as locking or unlocking the Taskbar, arranging open windows on your screen, and more. You can even LEFT click on "Taskbar settings" to go directly to the Taskbar settings options. So have fun and TRY something! (Remember always to use a LEFT mouse click to select a menu option).

For a third example, let's say you are editing text in a document. First, drag your mouse over some text to highlight it (this is "selecting" the text you want to work with). Now

(Continued on page 23)

PC Keyboard Shortcuts

Hold down first key as you press second key:

+ *Open File Explorer*

+ *Save your work*

+ *Print*

+ *Bookmark page*

+ *Find a word or phrase*

+ *Search for files & folders*

+ *Undo last action*

+ *Redo an action*

+ or *Zoom in/out*

+ or *Highlight text*

+ *Open start screen*

+ *New docmnt, email, etc*

+ *Copy selected item(s)*

+ *Cut selected item(s)*

+ *Paste selected item(s)*

+ *Select all items in document or window*

+ *Switch between windows*

+ or *View windows side by side*

+ *Close document*

BONUS: One-Key Help

Display help screen



Please recycle this after you read my message.





C'mon Get 'Apply (Useful Apps)



Tunity

Tunity developed the first mobile application of its kind which allows users to hear live audio from muted televisions. Through a patented deep learning and computer vision technology, Tunity identifies a live video stream and its exact timing, syncing the audio with the user's mobile device. Tunity is used by people at bars, restaurants, gyms, universities, doctor's offices, airports and even at home to enjoy listening to TV's from their mobile devices. Available for iOS and Android.

Zedge

Zedge is pretty much a one-stop shop for things like wallpapers, ringtones, notification tones, and alarms. There is a very large selection of all of those things available in a variety of genres including fantasy, mainstream, funny, and pretty much whatever else you can think of. Zedge's users add most of the content themselves. Thanks to this, there is quite a bit of variety. There is also a premium option for wallpapers and those are pretty decent. Available for Android.


Roblox

If you haven't heard of Roblox, you must be hiding under a rock. Roblox deserves a spot as an essential app because it is so much more than just a game. With over 160 million active users and representing more than half of all children under age 16 in the United States on the platform, Roblox has ballooned into an online universe reminiscent of the "metaverse" that purports to be the future of online life and interaction. Available for iOS and Android.

Acorns

Looking to save a little more money? Acorns helps you invest by rounding off your credit card or debit purchases to the nearest dollar. Once you've accu-

mulated a little money, it's easy to transfer the funds to your bank account. Acorns also offers retirement accounts like a Traditional IRA, so you can start saving for retirement now. Available for iOS and Android.



What was the name of the little green alien that appeared in the final season of The Flintstones?

- ⇒ ALF
- ⇒ Gazoo
- ⇒ Zetox
- ⇒ Marvin



Links to Other Computer Clubs.

The APCUG has published the names and the links for other computer clubs that allow other clubs to visit their Meetings via Zoom. This is a new listing. Click on this link for joining other Computer clubs via Zoom: Read More » <https://tinyurl.com/2s2k4nan>

zoom
Joining a Meeting
March 12, 2022

MEMBERSHIP RENEWAL

Annual Dues

2022-2023

Membership Chairperson Report

Members

Attendees: 26

THANKS FOR JOINING

THANKS FOR RENEWING

Philips & Sue Muchowski

Ted Rock

Dean Berglund

Deborah Sirilla

Linda Rohlfing

THANKS FOR VISITING

Judy Tylour



This Month in Tech History



The history of technology in April contains the foundations of companies and services that still dominate the industry's landscape.

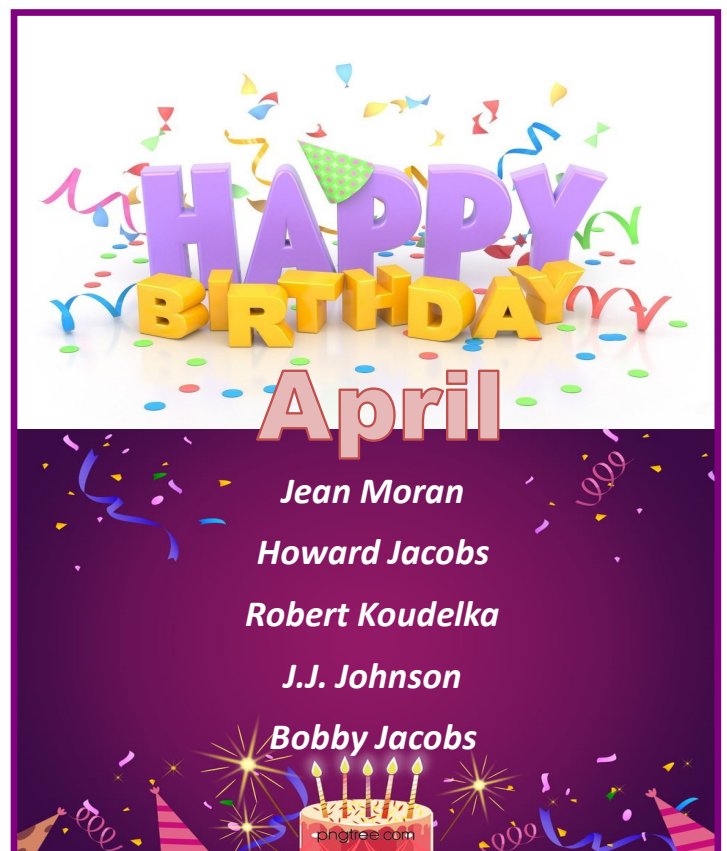
From the beginnings of Apple and Microsoft to the launch of Gmail and the iTunes Store, this month stands out as the time to start a

world-changing enterprise. Read on for all the details. [READ MORE](#)

“

Computers are incredibly fast, accurate, and stupid. Human beings are incredibly slow, inaccurate, and brilliant. Together they are powerful beyond imagination.”

- Albert Einstein.



Jean Moran

Howard Jacobs

Robert Koudelka

J.J. Johnson

Bobby Jacobs



Windows & Android Tips

HOW YOUR VOICEMAIL GREETING COULD SAVE YOUR LIFE – “Earlier this year, the nation held a breath when snowstorms zapped power across the central and southern states. Thousands of families shivered in the cold without water or electricity in their homes. Tap or click here to prepare for winter storms. Ingenuity and preparation can make a world of difference in times like this. When disaster strikes, you want to have put together a game plan ahead of time. After all, no one wants to be left out in the cold. That’s why we’re sharing this tech hack that can help you in case you’re ever stranded in the middle of nowhere. If your battery is low and your service or data is still working, change your voicemail. It could just change your life.” Read more at [How your voicemail greeting could save your life \(komando.com\)](https://www.komando.com/2021/12/15/how-your-voicemail-greeting-could-save-your-life/)

8 WAYS TO MAKE YOUR OLD LAPTOP FEEL NEW AGAIN – “A good computer is understandably expensive, but it sometimes feels like it isn’t worth the sticker price. After a few years of use, many laptops and PCs start to run slow; typical tasks are no longer as easy as they once were, and you find yourself eyeing the new computers on the market. The difficulty in giving computer advice is there are so many different types of machines out in the wild. Obviously, the great divide is between Mac and PC, but even within each of those categories, there are varieties and discrepancies. Some Apple machines are user-accessible and upgradable, while others aren’t. The same goes for specific PC models. In many cases, then, the following advice will need to be taken with caveats in mind.” Check out the PC and Mac tips [8 Ways to Make Your Old Laptop Feel New Again \(lifehacker.com\)](https://www.lifehacker.com/2021/12/15/8-ways-to-make-your-old-laptop-feel-new-again/)

HOW TO RECOVER ACCIDENTALLY DELETED FILES IN WINDOWS – “It happens all the time. You decide to clean up your hard drive and then three days later you can’t find an important file. It’s not in the right folder or the Recycle Bin, and you don’t have a hard drive back-up. You’ve accidentally deleted the file. So now what?”

Take a deep breath, unclench your jaw, and relax your shoulders. Whether it’s an Excel, Word, PowerPoint, Outlook email, or any other kind of file, with our help it’s possible that you can recover accidentally deleted files in Windows.”

[How to Recover Accidentally Deleted Files in Windows \(online-tech-tips.com\)](https://www.online-tech-tips.com/how-to-recover-accidentally-deleted-files-in-windows/)

MOVING FROM ANDROID TO IPHONE? HERE ARE 9 DIFFERENCES TO CONSIDER – “Upgrading your smartphone is always exciting. And if you’ve used an Android device for a while, you might consider switching over to an iPhone at some stage. Like other Apple products, iPhones have a reputation for being user-friendly. However, you’ll still have to go through a bit of a learning curve in the first few weeks of your switchover.

If you’re thinking about switching from Android to iPhone—or you’ve already bought your new smartphone—read this article for nine things you should know.”

[Moving From Android to iPhone? Here Are 9 Differences to Consider \(makeuseof.com\)](https://www.makeuseof.com/moving-from-android-to-iphone-9-differences-to-consider/)

HOW TO IDENTIFY FRAUDULENT AND/OR DANGEROUS WEBSITES – Fraudulent, fake and untrustworthy websites are all over the Internet these days, and it’s easy to find yourself on one without even realizing it. According to Internet Live Stats there are currently close to two billion websites on the World Wide Web. Unfortunately, not all of them are legitimate. With all of those sites competing for your clicks from the Google search results and links on other websites, it’s extremely important to be able to determine which sites are legitimate and which ones are fraudulent and/or unreliable. Learn more at [w to identify fraudulent and/or dangerous websites \(ricksdailytips.com\)](https://www.ricksdailytips.com/how-to-identify-fraudulent-and-or-dangerous-websites/)



QR code: *What they are and how to use them*



QR codes are popping up frequently these days. I began to wonder what they were all about. I did some investigating and tried creating and using them. It was a lot easier than I had expected and rather entertaining. Now when you go to a restaurant you can see the menu on your smartphone by scanning the QR code at the table.

What is a QR code? Like barcodes on items at supermarkets, a QR code (short for Quick Response) is a twodimensional way to store a lot of information.

Known as a matrix barcode, the QR code was first designed in 1994 in Japan by Denso Wave, a subsidiary of Toyota Motor Corp. Its goal was to “increase the efficiency in product tracking, item identification, time tracking, document management, and general marketing.... Because a QR code carries information in both vertical and horizontal directions, it can store several hundred times the amount of data carried by a bar code. In fact, over 7,000 numeric characters can be encoded in one QR code.”



Go board with black and white stones that are placed on a grid. (image from commons.wikimedia.org, a great source for free photos)

The QR code's design was inspired by Go, an ancient Japanese strategy game that uses black and white stones in a grid. Masahiro Hara, the person assigned to develop a solution for Denso Wave, had his “aha” breakthrough while playing Go during a lunch break. This led to the invention of the QR code.

A QR code can link to a website, share contact information, send a text message, make a phone call, open a restaurant menu, allow you to check in for an appointment, play a video, and much more.

I created QR codes to link to specific websites that would be difficult to enter on a phone. By scanning the QR codes, you can immediately open up the web page. Try them out!

How to scan a QR code

On an iPhone, use the built-in camera, which can automatically read QR codes.

On an Android phone, there are several ways to scan a QR code, depending on your specific model. Many free apps are available in the Google Play store that can scan QR codes, but you may not need one.

(Continued on page 19)

(Continued from page 18)

The camera in newer versions of Android (10 and up) can scan them automatically. Try this to check: point the camera at a QR code and hold for a few seconds. If the camera doesn't scan it, long-press the Home button, then press the Google Lens icon (shown below), just to the left of the microphone icon at the bottom of the screen. Tap the shutter button to search for its meaning.

You should see the URL for the website and link directly to it. I also found I could easily use a free QR code scanner without installing the app. Swipe down from the top of the phone and click the Search (question mark) icon to get to the Finder Search. Type QR, then locate and click the QR Scanner icon. Once it scans the code, press OPEN to follow the link.



What's special about February 8? Read a good classic book!

How to create a QR code

I created the QR codes using this free website: goqr.me. All I had to do was type in the web address I wanted the code to take me to; it automatically generated the QR code, which I could then download. Try scanning these QR codes and see where they take you.

In addition to using QR codes to link to websites,

you can also create ones that store text: not SMS text messages, but plain text, as in a birthday message or poem.



Can you read this fun limerick?

I've cheated a bit in this article. For those who prefer not to attempt to scan the QR codes, you can just click each image to access its content. Usually, QR codes are printed and you couldn't do that!

Here's a challenge for you, though: create a QR code and email it to a teenager. They will think you are so cool, knowing about QR codes!

—By Dorothy Fitch, Editor, GVR Computer Club, Ariz., February 2021, Green Bytes, <https://www.ccgvaz.org>, dmfitch@cox.net.






Seniors
Helping
Seniors

Learn Technology...
A WAY TO GIVE AND RECEIVE...

6 WAYS TO DELETE YOURSELF FROM THE INTERNET



DECLUTTER YOUR LIFE

Depending on when you were born, there's a good chance you've spent either several decades online or have never known an offline world. Whatever the case, the internet and its advertising giants know a huge amount about your life.

Amazon, Facebook, and Google all have reams of data about you—including your likes and dislikes, health information and social connections—but they're not the only ones. Countless murky data brokers that you've never heard of collect huge quantities of information about you and sell it on. This data is then used by other companies you've likely never heard of to nudge you into buying more stuff. On top of that, all your ancient web forum comments and ill-advised social media posts are still out there, waiting to turn you into a milkshake duck.

At this stage it's going to be very difficult to completely delete yourself from the internet, but there are some steps you can take to remove a lot of it. Removing personal information and deleting accounts is a fiddly process, so it's better to break it down into a few smaller steps and tackle them over time.

Opt Out From Data Brokers



Collecting and selling your data is big business. In 2019 the US state of Vermont passed a law requiring all companies buying and selling third-party personal information to register: In response, more than 120 firms logged their details. They included companies building search tools to look up individuals,

firms handling location data, and those specializing in your health data. These companies collect everything from your name, address, and date of birth to your social security number, buying habits, and where you went to school and for how long.

Among the biggest data brokers are Acxiom, Equifax (yes, that one), Experian, Oracle, and Epsilon. Some, but not all, data brokers let people opt out of having their personal information processed—this also depends on where you are in the world—but the process isn't straightforward. You'll often have to contact them via email, fill in online forms, and provide extra identification information.

The US-based nonprofit Privacy Rights Clearinghouse has created a database of data brokers that contains their email addresses, links to their privacy policies, and info about whether they let you opt out. There are 231 US companies on the list, which gives you an idea of how big the data brokerage industry is.

If you're covered by Europe's GDPR or California's Consumer Privacy Act, you can also send requests for your data to be deleted. Privacy-focused group YourDigitalRights has created opt-out forms for 10 of the biggest data brokers to speed up the process of getting your information deleted. It's probably best to start opting out of the biggest companies first.

Get Google Search Results Updated



(Continued on page 21)

(Continued from page 20)

You can't change the way that Google displays its search results, but there are some limited steps you can take to make sure that what's displayed is up to date and to remove harmful details, such as doxing attempts. If a web page has been updated by its owner but it isn't reflected in Google's search results, you can use its tool to remove outdated content. Google will update its search results for pages that no longer exist or are significantly different to the versions it has indexed previously.

Google will also consider requests to remove harmful content. If there are non-consensual explicit images; fake pornography; financial, medical, or national ID data; doxing; or images of children on websites then you can ask for them to be removed. To do so, you'll have to submit a form and provide evidence of the content.

There's also the Right to be Forgotten, a principle that was established in European courts in 2014 and was incorporated into GDPR in 2018. This allows certain specific information to be removed from search results, including Google, when relevant criteria are met. Generally, if information about you is in the public interest then it will be very difficult to get it removed from search results.

Delete Old Online Accounts

There's no real shortcut to finding and deleting accounts that you don't use anymore. But if you really want to minimize your online presence then you need to track down those old Myspace and Tumblr accounts and remove all traces of them. For that you're going to need a web browser—preferably on a laptop or desktop—and a good chunk of time.

Start by making a list of all the old accounts you remember using—email addresses and usernames you've used can be helpful—and then work through them one by one. For each you'll need to sign in or recover the account and navigate through the deletion process. As a handy starting point, [Justdelete.me](#) has a list of links that point to the deletion pages of everything from Gumtree to Vimeo.

If your list of accounts to delete is running short, then it's worth checking saved logins in your password manager or browser to refresh your memory. Alternatively, you can search your inbox for old subscriptions and online accounts. Entering your email or phone number into the data-breach-notification service [Have I Been Pwned?](#) will trawl more than

500 data beaches for your details and is also likely to remind you of some obscure old accounts you've forgotten about. You'll still have to do the hard work of shutting down the accounts, though.

You should also search for your name online and combine it with some other pieces of personal data—for instance your email address or where you live—to see what comes up. If you're diving deep into your online history and attempting to remove old posts on forums or similar services you may have to email web administrators. If the contact details aren't clear, as might be the case with really old pages, one starting point is to check the web registration details through a WHOIS lookup. Alternatively, if the Wayback Machine has archived the page you're looking for it may have preserved old contact details.

There are some dedicated services that will attempt to look for and delete your old accounts by scanning your emails. But it's often unclear how they're using your data—the parent company of email unsubscription service [Unroll.Me](#) was found selling user data in 2017—so it's best to avoid them if you can.



Clean Up Your Digital History

Even if you're not deleting your online accounts you can still clean up what data you store online. It's likely your email account contains thousands of old messages (and attachments) dating back years; your Facebook and Twitter accounts might still have posts on them that you'd rather didn't resurface publicly.

We've run down some of the best ways to clean up your digital health here. But if you're using Gmail you can bulk-delete old messages by using the search command "older_than:" and adding a time period (1y or 6m, for instance), and then selecting all messages and deleting them.

Publicly posted data—either photos or text—is obviously far more likely to be found by others. If you're

(Continued on page 22)

(Continued from page 21)

considering making the plunge and deleting your current profiles or existing posts, consider downloading and backing up your posts first. Almost all major social media platforms have backup options in their settings.

Twitter doesn't have any tools to easily delete all your old tweets in bulk, but third-party services do. Both Tweet Deleter and TweetDelete will get rid of your old tweets. If you're deleting in bulk, both services can be a little glitchy when handling years of data. Forking out TweetDeleter's monthly \$5.99 cost—you can cancel after one month—may be worth it to delete an unlimited number of tweets at once. Keep in mind that by allowing any third-party service access to your online accounts, they may be able to access information stored within them, such as your direct messages. Both company's privacy policies detail what they do with your data. Alternatively, if you just want to delete your Twitter account entirely you'll need to follow these steps.

Google doesn't index your individual Facebook posts, so they won't show up in its search results. But if you're trying to remove as much of your history from the internet as possible you should also delete your old posts or at least stop people from seeing them. In Facebook head to Settings & privacy, Activity log and select the type of activity you want to delete—ranging from posts, to photos you're tagged in. The tool isn't the most streamlined if you want to delete years of Facebook usage, but as with all efforts to wipe yourself from the internet you'll get better results if you spend more time doing it. Alternatively, you can just delete your Facebook account entirely.

Go Nuclear

A lot of the ways to remove yourself from the web are time-consuming and involve a lot of paperwork. There may be some instances where you may want to try to speed things up a little or use legal muscle. It may be sensible to seek legal advice and help removing your data from the web if it involves defamatory statements, explicit photographs, and other harmful content.

While you should treat any third-party data-removal service with caution—make sure you read their privacy policies before using them—there are some paid options for helping remove yourself from the web. DeleteMe will try to remove your data from data brokers selling your information, for example. And Jumbo can alert you to data breaches and automatically delete new social media posts after a certain number

of days.

Future Protections

It's pretty much impossible to keep your data off the internet entirely, but there are some steps you can take going forward. First, consider how much information you want to proactively put online. When you're signing up for new online accounts, consider whether you need to enter your personal details or whether it would be better to use a burner account to mask your identity.

Where possible avoid using Big Tech for all your online activities. Pick a web browser and search engine that don't collect your data; use end-to-end-encrypted apps and disappearing messages when appropriate; and understand what data WhatsApp, Instagram, Google, Amazon, Spotify and others collect about you.

Finally, it's not just on you. If you're keen to be invisible online then you should also consider discussing your position with friends and family. Most people are likely to be considerate to requests not to post your photo or location on social media. After all, the head of Google's smart speakers has said people should disclose whether they have the devices when guests visit their homes.



Gmail

Gmail Is Getting a New Look:

Here's What's Changing

Gmail is getting a new integrated view layout. Here's everything that's changing and who will have access to it.

[READ MORE](#)

(Continued from page 14)

right-click on the highlighted text, and viola, you see options of what you can do with that text. You can select "cut," "copy," or "paste," for example, or change the font or make it a new paragraph.

If you have not realized the power of right-clicking your mouse, then you should be saying a big "WOW, this is so cool!" Now you can have some fun trying right-clicks anywhere and everywhere. Try right-clicking on an icon, a cell in a spreadsheet, a file or folder name in File Explorer, or a photo on the internet. You do not have to select an option on the menu that appears; left click somewhere else, and the menu will disappear, and nothing will happen. So, you won't change a thing when you look and explore. Right-clicking is a great shortcut that will save you time searching for many options or choices. Most apps (applications, programs, etc.) will also provide right-click menus. So why not give it a try? You have nothing to lose but a click!



By [Jim Cerny](#),
[Forums Coordinator](#),
and [Class Instructor](#)



eBulletin

From the editors desk

"Members Helping Members"



Weekly we compile news from a few interesting websites and share them with our members. Therefore, we would like to thank those who have contributed over the last couple of months.

If you come across any news worthy sites you wish to share, please send it to our editor and help keep our members up-to-date on the latest technology news.

Thanks

[LCACE Editor](#)

My First Laptop



Atari Stacy

September 1989 \$2,299

The computer was originally designed to operate on 12 C cell flashlight batteries.

Built-in MIDI, the Stacy enjoyed success running music-sequencers software. OS Atari TOS 1.04, 1MB RAM, 3.5: Floppy drive, 10.4" display, 15.2 lbs.



"I'm not a lifeguard, I'm a techguard. I save phones and other gadgets that are dropped in the water."

10 incredibly useful ways to use a USB drive you didn't know



Are you sitting at your desk? Go ahead, reach down, and open your desk drawer. You know the one. It's the drawer that holds a couple outdated cellphones, a tangle of paper clips, and mystery cables from long-gone devices.

You probably have a small herd of USB flash drives in there, forgotten, unused and unloved.

It's time to give them purpose and a new lease on their electronic lives.

Check out these 10 handy, fun and downright helpful ways to use USB thumb drives.

1. Run your own Google Chrome on other computers

There are a lot of personal things you wouldn't imagine sharing with other people, like your passwords or your toothbrush. You don't have to share someone else's web browser, either. Portable Apps, a site that collects apps that can run on USB drives, offers up [Google Chrome Portable](#), a version of Chrome that lives on a flash drive.

It's both familiar and efficient. You can take it with you to use on a shared or borrowed computer and it won't impact any version of Chrome that's already on the machine.

2. Scan for viruses



If you know or suspect a computer has been compromised by a virus, you can use a portable app installed on a USB drive to scan and remove the offending software.

[PortableApps](#) offers several options, including ClamWin Portable, McAfee Stinger Portable, and Spybot-Search & Destroy Portable. Install these on the drive, plug it into the computer, and run them to check and clean the machine.

[This royal USB drive had a very strange adventure.](#)

3. Create a Windows recovery drive



Don't wait until your Windows PC freaks out. Be prepared by turning a spare USB stick into a recovery drive. A recovery drive lets you run troubleshooting tools if your Windows machine is having problems, even if it won't start up properly.

Follow [Microsoft's directions to create the drive](#). You may need at least a 16 GB USB drive if you choose the option to back up your system files, but this will let you reinstall Windows if necessary.

Once you have the drive finished, label it and store it where you'll be able to access it easily if your computer starts acting up.

4. Play games

A USB drive can hold a ton of games. Carry it around, plug it into a convenient computer, and have fun. You can find a huge [list of flash-drive games through Portable Apps](#). Whether you're into chess, solitaire, retro games, sudoku, or racing, you'll find something to play. This can also be a great way to keep kids occupied.

Have a suite of games ready on a USB drive and you can hand them a laptop and the drive and let them entertain themselves when you're traveling.

[Here's how to play dozens of old arcade games in your browser.](#)

5. Go incognito

The [Tails operating system](#) has an intriguing tagline: "Privacy for anyone anywhere." You can run Tails from a USB drive on a computer and it will keep your activity private and anonymous by acting as an independent OS.

You will actually need two USB drives for the initial Tails setup and it can seem a little involved, but the

(Continued on page 25)

(Continued from page 24)

Tails site will walk you through the process.

Tails is one way to protect your privacy when using public computers or a computer you don't trust.

It can also be a way to hide your tracks if you're shopping for birthday or holiday gifts on a computer you share with your family.

6. Hand out USB business cards

This tip isn't so much about re-purposing an old USB drive; it's about standing out from the networking crowd with custom-made USB business cards. A quick online search will point out several manufacturers.

A USB business card holds more than just your contact information. It can also include a resume, portfolio, press kit, or other files.

7. Boost your Windows experience

Microsoft has long offered a little-known Windows feature called ReadyBoost. It's meant to speed up certain processes on computers that use standard hard drives. While it may offer a benefit to some computers running Windows 10, people with older machines and those using earlier Windows operating systems are the most likely to see a speed improvement.

It does not work for computers with solid-state drives like those often found in higher-end laptops.

ReadyBoost turns an external flash drive into a hard disk cache.

Microsoft gives [instructions for setting up a ReadyBoost](#) drive for Windows 7, but this also works on more recent versions of the operating system. It's worth a try if your computer feels poky.

8. Make a Dead Drop

A "dead drop" is spy-speak for a method of passing secret information. Berlin artist Aram Bartholl started a trend of USB flash drive "Dead Drops" that has since spread around the world.

People who participate leave USB drives in public, perhaps cemented into a wall or tied to a tree. Dead Drop users are encouraged to share their favorite files, whether it's photography, a poem, or some other creation.

You can find out how to participate on [Bartholl's Dead Drops site](#). Just keep in mind that attaching your computer to an unknown USB drive comes with a lot of potential security risks, so you might want to

use a secondary computer just for your Dead Drops activities.

9. Use it as the key to your computer

You can turn a USB drive into a key that unlocks your Windows computer by using [Predator software](#). Download and install Predator on your PC and a flash drive. Once it's set up, the computer will only work when the USB drive is plugged in.

Pull it out and the display goes dark and the keyboard and mouse are disabled. Plug it back in to get back to work.

Predator can be used on multiple computers, so the same flash drive can unlock more than one machine.

You can also have several flash drives as keys for the same computer, so everyone in your family (or only certain members) can unlock a particular PC. Predator starts at \$10 for the home edition.

10. Carry important files while traveling



You're finally going on that overseas vacation of your dreams. Travel advisers always caution you to take backups of important documents, including your passport, ID, emergency contacts, itinerary, and ticket confirmations.

You can print out physical copies of all of these, but you can also store them on a small USB drive and attach it to a key ring, carry it in your purse or wallet, or store it in a secure spot in your carry-on luggage.

HERE'S ONE USB STICK YOU SHOULD BE AFRAID OF

The USB Kill Stick is a malicious piece of hardware that's out to destroy computers.

[This is what you need to know about the "killer" USB device.](#)

Your Phone Could Cause Premature Aging Signs

Let's not get paranoid here. Mobile phones are here to stay, and they make our lives better in many ways. Don't toss your phone just yet! The thing is, we kind of overdo our phones — on average, everyone checks theirs every ten minutes, from the moment you wake up to the time you go to bed.

And although, no, phones are not as bad for your health as many people think, the light from the screen can actually affect you, especially your skin. Here's what you need to know about how your phone could cause premature aging signs.

It's the light; that's the real problem here.

We call high-energy visible light or HEV to the light of TV screens, computer screens and phones. You might also know it as blue light. Unlike direct sunlight and the harmful UV rays in them, that can cause skin cancer, blue light is not all that bad for you, as it is made of low-frequency light waves.

However, blue light has a high penetration force, and it can penetrate your skin deeply, damaging the skin's collagen and elastin, the compounds that make your skin soft and elastic. The result, of course, wrinkles.

Are phones really that bad for your skin?

Although having a light source so close to your face all day might have its side effects, blue light is still not as harmful as direct sunlight. The sun can cause irreparable damage in hours under the right conditions.

Still, if you're one of those people that cherishes a smooth face, you might want to either use your phone less often or lower its light settings. Let us also mention that the effects of blue light on the skin are preliminary and not set in stone. There's some truth here, but don't change your lifestyle just yet.

How to protect yourself from light exposure

Whether it's from your phone or the sun, you want to ensure your skin is always protected. Make sure you clean and moisturize your face often and never



leave home without sunscreen. At home, try to look at your phone at a safe distance and not a few inches away from your nose.

You also want to consider interacting a bit less with screens. We know it's hard, but they're not particularly good for your skin and eyesight. You're also missing out on the beautiful world out there. Get yourself breaks from your phone.

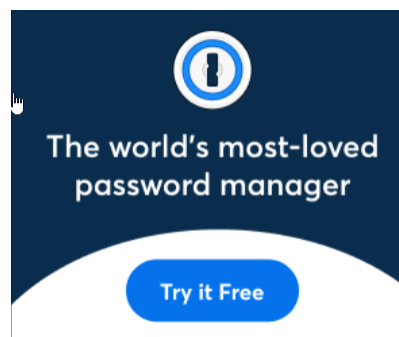
Now you know it. What to do?

The best thing you can do about this topic is stay informed. New results come out every month or so about the effects of blue light in our systems, so stay in the know. While you're at it, like with everything else in life, don't abuse your screen time. Try not to make your phone your entire life.

Low-level light devices are part of our lives — we just need to find a balance between using them and doing other stuff. Your skin will probably be fine, so don't worry too much about your phone causing wrinkles. You can't avoid them, anyway.

Us a Password Manager

if you're still not using a password manager this day in age, you're making a mistake. It means you're either reusing passwords or you're writing them down somewhere either on paper or digitally. Either way, a much better option is to use a password manager like [1Password](#). Your passwords are safe and accessible on desktop and mobile. Give it a shot and you won't regret it.



It's Time to Ditch Your Old Android Phone



Android phones have been commonplace for well over a decade. Nearly everyone who has used one has used more than one. You probably have some old phones laying around, and it's well past time to get rid of them.

[READ MORE](#)

Funny



Elderly gentleman is attending a single mixer at the Senior Center, and he approached a woman to speak to her.

At a loss for words, he falls back on what seems to be one of his old standby: "So tell me do I come here often?"



YouTube



Congratulations for Jasmine Blue D'Katz

One of Lake County Area Computer Enthusiasts most recognized newsletter contributor, had her Ashampoo PDF Pro 2 article published in the April issue of User Friends newsletter from The Los Angeles Computer Society. Her article was originally published in the May 2021 issue of the LCACE [News Journal](#)

Well done Jasmine.

Hewie's Views & Reviews



[Home](#)

[Blog](#)

[Win SIG](#)

[Tech for Seniors](#)


[Chromebooks](#)



Answer: The Great Gazoo or simply Gazoo is a fictional character from the animated series The Flintstones. Exiled from his home planet Zetox for inventing a weapon capable

of destroying the universe, Gazoo's punishment was to serve prehistoric "dumb-dumbs" Fred and Barney. The character was somewhat controversial among diehard Flintstones fans as he added a futuristic element to the otherwise prehistoric cartoon. Gazoo is often cited by fans and critics of the show as being an example of the show's having "jumped the shark". The Great Gazoo was voiced by actor Harvey Korman.

History of Computers



1946 ENIAC, considered the world's first computer, is created. It fills a large room.	1962 J.C.R. Licklider conceives of an "Intergalactic Network" of computers, later known as the Internet.	1981 IBM introduces the personal computer, giving birth to the term "PC."	1984 Steve Jobs and Apple debut the Macintosh. It features a small box with a button called a "mouse."
1985 Bill Gates and Microsoft release Windows, which forever changes desktop computing.	1997 IBM's "Deep Blue" computer defeats world champion Garry Kasparov in chess.	1998 Larry Page and Sergey Brin develop a new type of search engine and name it "Google."	2007 Apple debuts the iPhone. It is both a phone and handheld computer that runs "apps."
			2010 Apple launches iPad, a tablet computer 1/2-inch thick, weighing 1.5 pounds, and featuring a 9.7-inch touchscreen.

Computer Services

**Desktops,
Laptops,
All-in-Ones
and more**



During our October Zoom meeting the following two computer services were mentioned.

White Box Computers

They say they are the place for all your computer repairs & upgrades at nearly half the prices of the competition.

<https://whiteboxcomputers.org>

847-833-9324

ZYTEK Services

Has been around for over 30 years and offers the best in fast, friendly, high-quality, fair price computer service solutions

847-336-2259



An International
Association of Technology
& Computer User Groups

YouTube Videos

- ⇒ [Complete Robocall Defense](#)
- ⇒ [Virtual Box & Custom Linus Install](#)
- ⇒ [Encryption Software & Safety for Seniors](#)
- ⇒ [Learning Linus—Beginners Review & News](#)
- ⇒ [It's all about the Pi, Raspberry Pi](#)
- ⇒ [GIMP, Editing Vacation Photos with Layers](#)
- ⇒ [Making Your Own Travel Maps with Google's MyMap](#)
- ⇒ [The State of Tesla Eclectic Vehicles](#)
- ⇒ [Learn all About VPN](#)
- ⇒ [How Technology Has Changed the Way We Listen to Music](#)
- ⇒ [What's Up In "22? Wednesday Workshop](#)
- ⇒ [Digital Video Edition Fundamentals](#)
- ⇒ [Preserving Digital Photos](#)
- ⇒ [Ask Away! Windows Q&A Wednesday Workshop](#)
- ⇒ [Windows 11— An Early Look](#)



Answer: The purpose of buying houses and hotels in the game Monopoly is to increase the rent on a property. This is the most evident and easiest way to win the game. In the classic version of Monopoly, houses are small green buildings and hotels are larger red buildings. Before you buy any houses or hotels, you must own all the properties in that color group. When you have four houses on each property in a color group, you can buy a hotel. You receive the highest rent when you have a hotel on a property, so this is the ultimate strategy for winning the game.

Windows 10 News and Tips

PCWorld

How-To Geek

There's nothing like a daily dose of information to keep us abreast of the latest computer and technology.

Join the [How-To Geek](#) club...



Shop at smile.amazon.com and Amazon donates to the Lake County Honor Flight!

if you are an AmazonSmile customer, you can now support Lake County Honor Flight in the Amazon shopping app on your Android device! Simply follow these instructions to turn on AmazonSmile and start generating donations.

1. *If you have the latest version of the Amazon Shopping App, open the App on your Android device.*
2. *View Settings and select AmazonSmile.*
3. *Follow the in-App instructions to complete the process.*

If you do not have the latest version of the Amazon Shopping App, update your App. Click [here](#) for instructions.



lakecountyhonorflight.org

Support Lake County Honor Flight.

When you shop at smile.amazon.com,
Amazon donates.

[Go to smile.amazon.com](https://smile.amazon.com)

[amazon
smile](https://smile.amazon.com)

Member's Area



BUSINESS CARDS



Pegasus
OPEN AIR PHOTOBOOTH

847.372.8186
pegasusphotos.smugmug.com

JIM JACOBS TRIO
Jazz Standards
THURSDAYS 6:00-9:00 PM

Deerfield Italian Kitchen

CONTACT JIM AT 847.372.0656 OR JIM.JACOBS@MUSIC@GMAIL.COM



Phone: (847) 623-3815

Members




Members Web Sites

e-mail me at editor@lcace.org

www.pegasusphotos.smugmug.com



Take a good look, you just might see yourself.



[LCACE Photo Albums](#)

Liz Barnett
Chief Cookie Baker

Phone: 847-494-4222
E-mail: Liz@LoveMyCookies.com

www.LoveMyCookies.com
www.facebook.com/LoveMyCookiesLizB

Custom Cookie Treats for any Occasion!

Genealogy Your Way
Special Computer Services

Bobby Jacobs
847-372-0660

bobby@scs4now.com
scs4now.com

LAKE COUNTY HONOR FLIGHT

847.282.0374
info@lakecountyhonorflight.org

P.O. Box 1187, North Chicago, IL 60064
www.lakecountyhonorflight.org

apcug Member of
The Association of
Personal Computer User Groups