



Most of Us Get it Wrong:

Not Just Teenagers Depend Upon the Internet

HTTPS-Only Mode Alert

Secure Site Not Available

You've enabled HTTPS-Only Mode for enhanced security, and a HTTPS version not available

70% of seniors are now online and using technology, reports the World Economic Forum in July 2019. When it comes to the Internet, the website claims it's – No Longer Just For the Young.

“Young people may roll their eyes at older people who can't use technology as fast as they do, but it's wrong to say that older Americans can't use technology. Remember, a baby boomer, Tim Berners-Lee, invented the World Wide Web, so why should we be surprised that they continue to create, adapt, and use new technology?” reports the World Economic Forum.

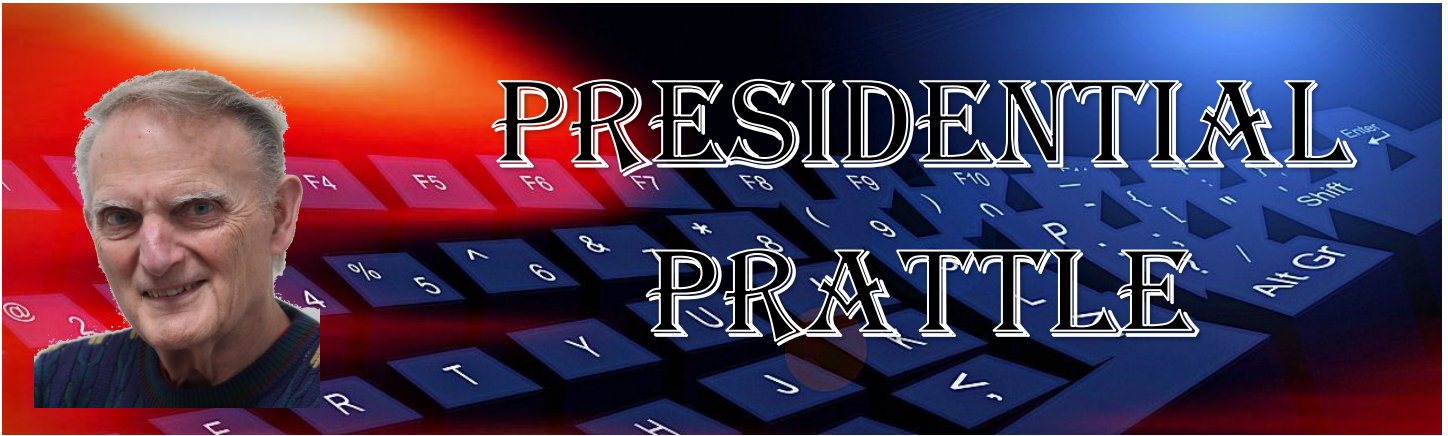
In January 2022, Pew Research revealed its latest technology poll results. It discovered: “When it comes to internet use, virtually all adults ages 18 to 29 now say they use the Internet (99%). A similar share of those 30 to 49 (98%) say the same. And 96% of those 50 to 64 use the Internet, compared with 75% of those 65 and older who report being internet users.”

So, if you're over 50 and depend on the Internet, how do you protect yourself against the onslaught of cybercriminals who want your money? Let's start with good advice from Reviews.org.

First off, don't share your information online. I'm amazed at the number of folks who scream to the world on Facebook or Instagram that their baby is due on a specific date. Isn't that an invitation to a burglary? I mean, mom and dad are obviously at the hospital. Who's at home watching the turf? Just don't make major personal announcements on social media. You're visiting New Zealand over the summer? Keep it to yourself. Why in the world would you list your departure and return dates online? Talk about an opportunity for burglars.

Before clicking on a web link, hover your cursor over it. You should see where the link takes you in your

(Continued on page 6)



March 25 meeting

Our March meeting will be at the Grayslake Library! It will be great to see all our fellow members in person. The fact that our meeting will be the LAST Saturday of the month will make the wait even longer than we might hope for. It will be 15 weeks since our December 10 meeting. Our April 15 meeting will be 3 weeks from the March meeting. Much closer.

J.J.'s Retirement

J.J. and Judy Dunham will be retiring from L.C.A.C.E. effective April 15. This will be a real turning point for the Club, especially when you consider the 40 years that J.J. has devoted to our enduring and successful institution. In my opinion, few, if any, could have filled J.J.'s shoes as leader of our club, 'his baby', L.C.A.C.E., for all those years. His will be a tough act to follow. But we will do our best.

J.J., may you and Judy do very well in all your endeavors, and may great happiness be to both of you.


My best to all,

Les Larkin

**YouTube
An Introduction**

**with
Rob Truman**

February 22, 2023

 An International
Association of Technology
& Computer User Groups
Wednesday Workshop

Editors Notes



Spring has sprung, and I hope everyone is looking forward to our March hybrid meeting this month. A lot has happened in the past couple of months with our annual Show n' Tell presentation in January, and my updated QR Code from Emergency ID presentation in February. If you missed either of these presentations, they are available on the club's YouTube page.

L.C.A.C.E. will be celebrating a 40-year anniversary in April and at that time Judy and I will be retiring from the board of directors. This retirement was planned a few years ago, therefore, it's not a surprising decision to some members. Keeping L.C.A.C.E. together for this long has been an educational and fun 40-year journey, but it's time for me to step away and take a back seat.

What this means is Judy as treasurer and I as Membership chair will be turning over our duties. I know this is not an election year, but several members have already stepped forward to assume these positions, therefore, it should be a smooth transition. Officially we don't resign until April therefore it will be a double celebration, with the club celebrating 40-years,

Mike McEnery has held the position of newsletter editor on and off for over twenty years, and he has also decided to resign his position. And I understand a member has decided to take on duties of newsletter editor.

Look forward to a couple of informative presentations in the next couple of months. This month we will be showing a video presentation "**Safety for Seniors**" from Lt. Kim Lopez from the Oklahoma Sheriff Department. In April Judy Taylor will be joining us again to present her "**Utility Application**" presentation, along with our 40-year celebration. So come out and enjoy the presentation and the celebration.



J. J. Johnson

LCACE Founder/Membership

*"Members Helping
Members"
(since 1983)*

Board of Directors

2020-2021

President
Lester Larkin

president@lcace.org

Vice President
Mike McEnery
vicepresident@lcace.org

Secretary
Linda Busch
secretary@lcace.org

Treasurer
Judy Dunham
treasurer@lcace.org

Programs
David Carlson
programs@lcace.org

Membership
J.J. Johnson
membership@lcace.org

Public Relations
Linda Koudelka
pr@lcace.org

Volunteers

Webmaster
J. J. Johnson
webmaster@lcace.org

Newsletter Editor
Mike McEnery
editor@lcace.org

Historian
Lester Larkin
historian@lcace.org

Lake County Area Computer Enthusiasts

c/o Group Ambassador

"J.J." Johnson

News Journal

The LCACE News Journal is published eleven times annually. Members are encouraged to submit contributions which will be acknowledged in this newsletter. Send articles to editor@lcace.org. Permission is granted to reproduce any or all parts of this newsletter in other User Group publications, provided that credit is given to LCACE and the individual author (s). Logo designed on an Atari Stacy Laptop in 1989 by Dwight Johnson Jr.

Membership

LCACE membership is open to all individuals and families interested in personal computing. Annual dues are \$20.00 per individual/family. Applications for membership may be obtained at the monthly meeting, by request on the club hotline, and are now available on our web site at <http://www.lcace.org>.

Meetings

LCACE meetings are usually held on Saturdays at the Grayslake Area Public Library, 100 Library Lane, Grayslake, Illinois. The meeting room opens at noon and the formal meeting begins at 12:30 p.m. All meetings are open to the public. Bring a friend!

Newsletter Submissions

Club members are welcome to submit classified ads, reviews, tips and other articles for publication, to our newsletter editor in Microsoft Word format (.doc). **Publication deadline is the 20th of the month for all ads and articles.** Please do not use tabs or special formatting.

Newsletter Advertising

Ad rates per issue: Full page - \$25, Half page - \$15, Quarter page - \$10, Business Card - \$5. Discounts are available on advance purchase of multiple issues. Please send camera-ready copy and payment to the club address by the 15th of the month preceding publication. For more information on ad pricing, please call our Hotline. Ads are **FREE** to all paid members.

NOTICE

LCACE WILL NOT CONDONE or knowingly participate in copyright infringement of any kind. The *LCACE News Journal* is published by and for LCACE members. Opinions expressed herein are those of the individual authors and do not necessarily reflect the opinion of LCACE, the membership, the board of directors, and/or our advertisers.





Membership Chairperson Report

HYBRID MEETING:

Zoom— 22

THANKS FOR VISITING

John and Beth Retterath

Larry Everett

Art Chris

Gene Olson

John Haurykiewicz



ATARI Inside

Door Prizes

January	February
<i>Stephanie Brent</i>	<i>David Glish</i>

SENIOR PLANET

FROM **AARP**

Discussion Groups—Lunch & Learn

Normal Lunch and Learn

M-F 12:30 CST

<https://seniorplanet.zoom.us/j/165218752>

WACI Tips

(Windows, Android)

Monday 4:00 CST

<https://us02web.zoom.us/j/4116110322>

Apple Addicts

Tuesday 10:30 CST

<https://us02web.zoom.us/j/82563853433?pwd=M29Da2hTWDRQbE1lV0dyci9iS2x5QT09>

[Subscribe to Senior Planet on YouTube!](#)

To my children:

**Never make fun of
having to help me
with computer stuff.**

**I taught you how to
use a spoon.**

(Continued from page 1)

browser's status bar. This prevents you from visiting a rogue website disguised as a legitimate one.

Use only secure public websites and a trusted VPN (virtual public network.) Logging onto unsecured Wi-Fi at a motel, restaurant, library, or airport is just crazy. If you must log onto an open wireless network, ensure your VPN is up and running. (I use a VPN even when a Wi-Fi password is required.)

Experts say you should only log onto websites that begin with https:, but this isn't always possible. For example, if I visit a specific school from the home page of the largest school district in central Kentucky, the page won't automatically load on my version of Firefox. I have a Firefox add-on installed called HTTPS Everywhere, which blocks the page and tells me it's not secure.

A button allows me to continue to the http-only site, but the browser add-on is a red flag alerting me to a possible security problem.

There are plenty more basic security tips on the [Reviews.org](#) page. Check them out if you want more security suggestions.

Just because you're over 50 doesn't mean you have to fall for traps designed to steal your money. Be smart. Be safe. Be vigilant. Scammers are out there, even if you cannot see them.

By Kurt Jefferson,

Editor Central Kentucky Computer Society

<https://cksc.org/>

lxtown2@gmail.com



HOME INTERNET CHEAT SHEET: YOUR GUIDE TO BROADBAND BASICS AND

BEYOND – [Home Internet Cheat Sheet: Your Guide to Broadband Basics and Beyond – CNET](#)

WORLD BACKUP DAY



Every year on March 31, many companies tweet and have podcasts about the importance of backing up data to prevent data lost. On this website **WorldBackupDay.com** people make a pledge in 10 languages or various social media channels about the importance of backing up data. This day is designed to backup all our personal and business-related documents, photos, video—anything digital that we value.

Making backups of collected data is critically important in data management. Backups protect against human errors, hardware failure, virus attacks, power failure, and national disasters. Backup help save time and money if these failures occur.

Backup plans are the rule that the management console use to define how often to backup application data, how long to retain the application data

backup, and where and how to replicate the application's data backups.

Specify the location where you want to store the backup files. Specify the data you want to backup. Specify the day or days that you want the backup to be preformed. Specify what time of day you want the backup started.

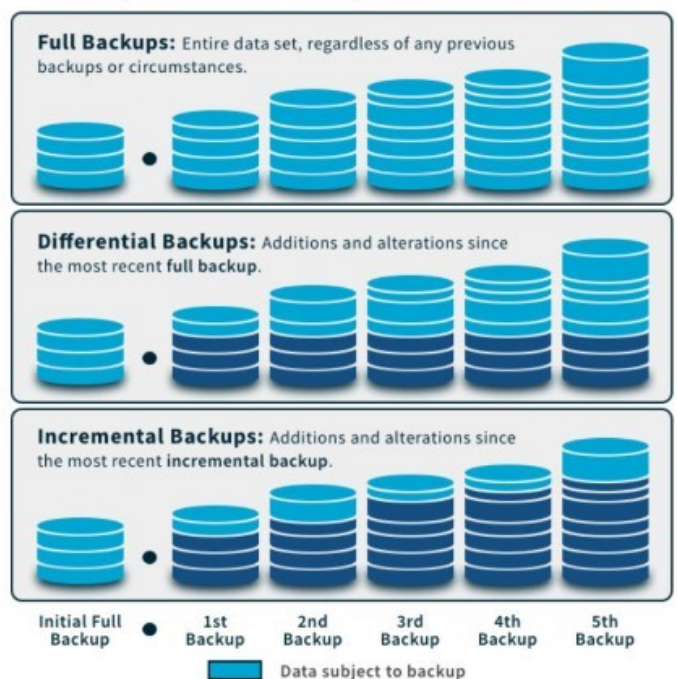
There are mainly three types of backup: full, differential, and incremental. Let's drive in the know more about the types of backup, the different between them and which one would be the best fit for your business.

How do we celebrate World Backup Day?

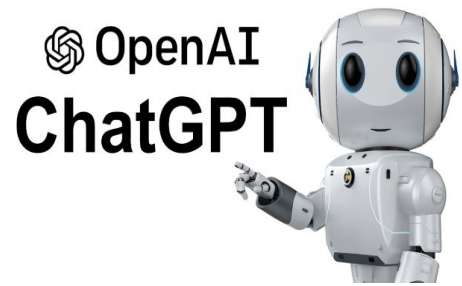
1. Copy your files to an external hard drive. Set aside 15 minutes to an hour to backup all of the existing files on your desktop, laptop or PC....
2. Play in the clouds. Can't buy a hard drive in time
3. Back that thing up party.



TYPES OF BACKUP: FULL, DIFFERENTIAL, AND INCREMENTAL



What is ChatGPT ?



ChatGPT is a chatbot (or “bot”) powered by artificial intelligence (AI). You can have a conversation with it, prompt it to write essays, create recipes, make medical diagnoses, mimic famous authors, and code software .

ChatGPT stands for Chat Generative Pre-Trained Transformer. It’s a revolutionary AI technology that helps a user search search for long-form questions-answers. ChatGPT is FREE to users.

However, a paid version or ChatGPT has also been launched by OpenAI in the US. Most of the time, chatbots are legitimate and as safe as any other apps or websites. Security measures like encryption, data redactions, multi-factor authentications, and cookies keep information secure on chatbots.

How to use ChatGPT:

Everything you need to know

The new AI language processing tool has been trending since its launch late last year, but how do you use it and what for?

1. Create an OpenAI account

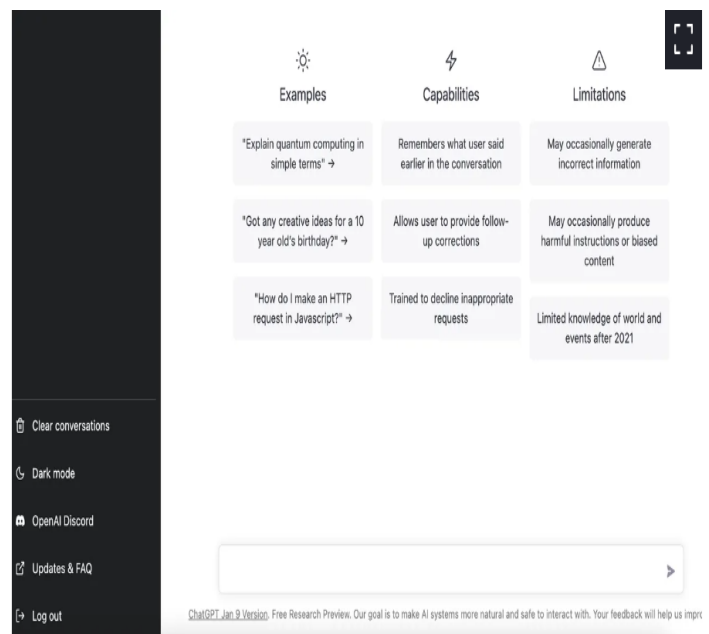
Got to chat.OpenAI.com and register for an account with an email. You need to create an account on OpenAI website to log in and access ChatGPT

2. Accept ChatGPT terms

Once you’ve logged into your OpenAI account on the ChatGPT side of the website, it’s time to read through the terms and disclosures for ChatGPT and click **Next**. Click **Done** with you reach the las one.

3. Start writing

That’s it.



You can type in any of your ChatGPT protppts in the text bar at the bottom of the page and press enter to submit you question. The chatbot will then generate text in an attempt to provide helpful answer to your

(Continued on page 9)

(Continued from page 8)

prompts.

ChatGPT prompt examples

- What is quantum physical?
- Write a poem about a headache in the style of Walt Whitman
- Write a county song about a dog name Speckles who love to run.
- Summarize the Pride of Prejudice book for me.
- Write a sick note for my child missing school.

What can I use ChatGPT for?

Your imagination is the limit. Have fun with different prompts.

- Write a song about [insert topic here]
- Write a poem about [insert topic here]
- Ask it philosophical question
- Ask it to summarize ideas of concept.

The more detail you write in your prompt, the more precise the answer will be.



[Watch Video](#)

GEEK OF THE MONTH



The first wireless remote control for a consumer electronics device was the Philco Mystery Control (1939). It was a battery-operated low-frequency radio transmitter, and it used pulse-count modulation, so it was also the first digital wireless remote control.

[READ MORE](#)

MUSHROOM

Fungus replace the CPU, RAM.



Mushroom Motherboard

The fungal motherboard utilizes the mycelium as a conductor and a substitute for other electronic components, such as the processor or memory.

[READ MORE](#)

2.5 and 5 Gigabit Ethernet: Five Things to Know

When you think that the Institute of Electrical and Electronics Engineers (IEEE) standardized 1 Gigabit Ethernet in 1997, and then in 2010 standardized 100 Gigabit Ethernet, a *hundred-fold* jump in data transfer speeds in the span of less than 14 years, it is nothing short of remarkable. Such is the nature of computer technology; the push to move bigger data at faster speeds drives the competitive and highly concentrated networking industry.

The latest in networking technology pulls back on the reins a bit with the introduction of intermediate speed Ethernet, designed to address data transfer speeds over 1 Gbps and less than 10 Gbps. The push to standardize 2.5 and 5 Gigabit Ethernet started last year and has begun to bear new products, namely high-end “multigigabit” Ethernet switches, which are almost ready to go to market.

Multigigabit Ethernet is a response to a faster 802.11ac Wi-Fi standard

For the first time ever, [wireless access points](#) (APs) are capable of transferring data faster than many [Ethernet cables](#) that run from a [network switch](#) can support.

In 2013, the IEEE introduced the next generation Wi-Fi, called 802.11ac, with quoted theoretical data transfer rates of 1.3 Gbps. That was a huge jump from the previous standard, 802.11n, capable of transferring data at a mere 300 Mbps.

Wireless is growing even faster. On the horizon is an informal addendum to the 802.11ac standard, the so-called Second Wave of 802.11ac, which boasts theoretical speeds at well over 3 Gbps. Manufacturers are developing chipsets that they say will accelerate wireless data transfers even further—up to 6.93 Gbps, according to Cisco product manager Chris Spain, one of the topic’s thought leaders.


Wireless APs capable of transfers faster than 1 Gbps are already on the consumer market—and they’re getting faster

802.11ac wireless access points capable of data transfers of more than 1 Gbps have been on the market for over two years already. You will notice when browsing through [wireless APs](#) that manufacturers quote transfer speeds from 1.2 Gbps to as high as 3.2 Gbps. If an AP retails for above \$150,

there’s a good chance it is quoting data transfers better than 1 Gbps.

The 802.11ac Wave 2 products with speeds over 6 Gbps are anticipated to come to market later this year.

Breaking the bottleneck of Cat 5e cable limitations



In many enterprise and medium-sized business networks, legacy [Ethernet cables](#) are Cat 5e, which top out at a 1 Gbps data transfer rate. In order to gain the speed advantages of APs using 802.11ac, it requires ripping out a lot of cabling and replacing with new [Cat 6 cables](#), which supports data transfers up to 10 Gbps.

Additionally, Cat 6 cables have a distance limitation of 100 meters; beyond that, performance speeds drop below 1 Gbps. Newer (and more expensive) [Cat 6a cables](#), however, are capable of a longer reach.

Re-cabling large scale networks can be pricey in terms of man hours and cable costs, which is why companies like Cisco are developing switch hardware capable of accelerating faster data transfers,

(Continued on page 11)

(Continued from page 10)

so that wireless APs can work at the top of their range on existing cable infrastructure over large networks with a lot of Cat 5e cables.

Multigigabit Ethernet switches are the solution

Since Cisco is at the forefront of this technology, naturally they are pushing for the IEEE standardization that will legitimize it. Cisco is fitting its high-end [Catalyst](#) Ethernet switches with intermediate Ethernet settings, which it says will be capable of pushing 2.5 Gbps across a Cat 5e cable, and 5 Gbps across Cat 6 cables.

With prices in the \$3,000 range for a 48-port switch, Cisco Catalyst represents the top of the line for enterprise networking equipment, and are commonplace in medium to large network settings.

Are multigigabit Ethernet switches for you?



If your business does not already have an investment in Cisco gear, chances are your needs aren't to the scale that requires this type of technology. The cabling infrastructure that needs to be in place to justify that level of expenditure are usually found in large data centers or campus settings.

This is not to say that your business will not benefit from 802.11ac Wi-Fi. As BYOD sees mainstream adoption, the need for fast, secure wireless access is paramount. For an SMB, hooking up a few hundred feet of Cat 6a between a several 802.11ac high speed APs and a network switch usually is a more appropriate solution for maximizing 801.11ac data transfer speeds.

Whether your switch has to have multigigabit capabilities—that's a different story.

"We are not hearing any requests for multigigabit switches currently from our customers," says Peter Newton, a product manager with Netgear. "We expect that customers will adopt more affordable solutions than re-cabling their networks with a second

run of Cat 5e or a single run of Cat 6 for 10 Gbps support."

Whether or not multigigabit Ethernet fits your needs, the developments in Wave 2 of 802.11ac networking will be interesting to watch as 2015 progresses. The product launches surrounding 2.5 and 5 gigabit Ethernet technology will be a dominant story in computer networking for years to come.



March Favorite Websites



lifehacker



TOMTOP
Loving · Shopping · Sharing



stacksocial



Wi-Fi Hotspot and USB Tether

If you use a smartphone Wi-Fi hotspot to provide an internet connection to a single computer, the tether option may provide advantages.

By John Krout

Introduction

Many environments do not provide either reliable Wi-Fi or high-speed Wi-Fi. In those environments, some find that the only way to provide internet access for a computer is to enable a smartphone to provide a Wi-Fi hotspot.

From the viewpoint of the computer user, that hotspot is just like any Wi-Fi service. The hotspot shows up in the computer's list of available Wi-Fi services. Connection to the hotspot usually requires a password; you can find that password on the smartphone's screen.

Any Wi-Fi hotspot does face issues affecting its performance.

First, the Wi-Fi hotspot drains the smartphone battery at an increased rate, more rapidly than when the smartphone hotspot is disabled.

Second, the smartphone's Wi-Fi hotspot offers no competition for a Wi-Fi router. A router typically has two or more antennae and supplies much greater Wi-Fi signal power than a smartphone Wi-Fi hotspot.

Since a smartphone's Wi-Fi signal is weaker than a router's signal, the distance between the smartphone hotspot and the computer is critical. Put the phone as close as possible to the computer. Move the smartphone a bit farther away, and the speed of the Wi-Fi connection available to the computer declines.

Third, due to the weak Wi-Fi signal from a smartphone, the Wi-Fi signal strength and, therefore, the internet speeds may vary because of intermittent nearby interference beyond anyone's control.

In short, tether options overcome those three issues.

If your smartphone already enables you to create a Wi-Fi Hotspot, then your smartphone likely provides one or more options to use a tether.

Bluetooth tether

Both recent iPhones and recent Android phones also include Bluetooth tethering capability. However,

since Bluetooth involves no cable, the capability is better described as a Bluetooth hotspot.

Again, like Wi-Fi hotspots, your carrier contract may or may not allow your use of Bluetooth tethering. Also, like Wi-Fi hotspots, Bluetooth has disadvantages.

For example, Bluetooth usage accelerates smartphone battery drainage. Also, Bluetooth range for useful internet data rates is quite limited and degrades over distance.

USB Tether advantages

USB tether simply means that the smartphone provides internet service to the computer through a USB cable. The Windows 10 and 11 operating systems automatically recognize that the USB tether provides an internet connection.

The USB cable connection provides power from the computer to the smartphone, reducing battery drainage. In addition, USB cable communication requires less power than Wi-Fi or Bluetooth, reducing battery drainage.

How to enable an Android phone's USB Tether

First, attach the smartphone to a USB cable, then connect that USB cable to a USB-A socket on a computer. Most recent smartphones support USB3, so plug that cable into a USB3 socket on the computer.

After that, you use Settings on your smartphone to enable the USB Tether behavior.

Here I will show you how to enable USB Tethering behavior on my Samsung Galaxy S10 smartphone running Android 12. The main Settings app screen, shown in **illustration 1**, is the place to start. Then,

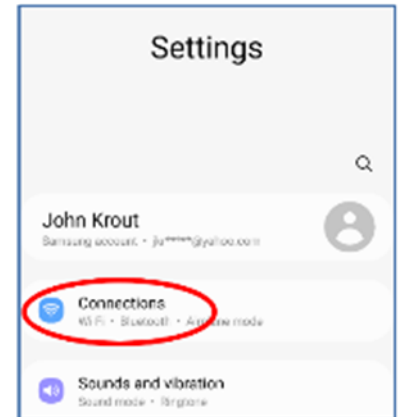


Illustration 1

(Continued on page 13)

(Continued from page 12)

on that screen, tap **Connections**, which is circled in the illustration.

In **illustration 2**, you can see the Connections screen. On that screen, tap **Mobile Hotspot and Tethering** is circled in the illustration.

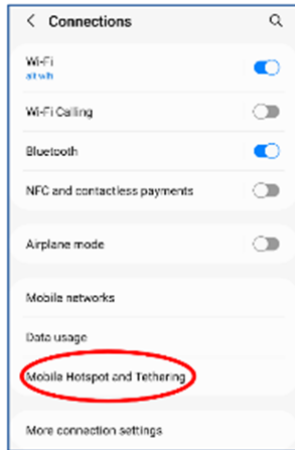


Illustration 2

In **Illustration 3**, you can see the Mobile Hotspot and Tethering screen. As shown, the USB Tethering switch is disabled. However, if a USB cable connects your smartphone and the computer, that USB Tethering switch will be enabled, like the Mobile Hotspot switch in the illustration.



Illustration 3

After connecting the USB cable to the smartphone and the computer, tap the enabled USB Tethering switch to turn it on.

When you do so, the computer should recognize the available internet connection via the connected USB cable within a few seconds.

How to enable an iPhone's USB Tether

On my iPhone X, the equivalent Settings screen sequence to turn on a hotspot are **Settings**→**Cellular**→**Personal Hotspot**. Unfortunately, my iPhone is not currently on a carrier contract. Therefore, Cellular is ghosted (disabled) in Set-

tings, so I cannot enable and test an iPhone personal hotspot.

The iPhone user's manual ebook on my iPhone does not document a USB tether capability. However, USB tether documentation on this iPhone support web page seems to indicate that a USB tether connecting an iPhone running iOS 15 to a computer can be accomplished without turning on any Settings switch:

support.apple.com/en-us/HT204023

Ethernet tether

You might think: my smartphone cannot connect to an Ethernet cable! On the contrary, perhaps it can, but you must spend some money to make it happen.

As you can see in illustration 3, my Samsung Galaxy S10 phone supports an Ethernet tether. To use that Ethernet tether, a smartphone must support On-The-Go (OTG) capability. The existence of that Settings Ethernet Tether switch may indicate that OTG is, in fact, supported. I happen to know by testing my S10 phone that the phone does support OTG. To use OTG with Ethernet, you must obtain a 3-way OTG adapter and a USB-to-Ethernet adapter. With the OTG connected to the phone to power, the USB side of the USB to Ethernet adapter, and an Ethernet cable connected to the Ethernet adapter and to a computer, the Ethernet Tether switch will be enabled.

Most of us already have the USB cable for a USB tether, so the USB Tether method is essentially more straightforward and cost-free than Ethernet Tether. Therefore, I suspect that the USB Tether method will be preferable for all readers of this article.

Final Notes

A smartphone hotspot or tether will **never be any faster than the available speed provided by the nearest cell tower**. The very nature of cell towers means that factors beyond the control of any one person will cause the download and upload speed to vary. I have measured the 4G download speed from the cell tower about two blocks away from my suburban home a few times. The speed has been as high as 12 megabits per second and as low as 1.8 megabits per second.

Carrier companies claim that 5G will improve the speeds, but there are still caveats: 5G runs at a rate greater than 4G only if you are close to a 5G-compatible cell tower. Also, for maximum speed, the cell tower must not be overloaded. Unfortunately, that condition is beyond the control of anyone other than the carrier company. Nevertheless, carrier companies are marketing 5G hotspots to businesses to use as an alternative to wired Internet connections. If that marketing succeeds, then 5G-compatible cell tower

(Continued on page 14)



(Continued from page 13)

overloading may become the new 5G normal in cell towers serving residential and commercial customers.

ABOUT THE AUTHOR: John Krout has been writing about the creative uses of personal computers since the early 1980s and now writes about the creative uses of smartphones, tablets, and digital cameras. He is a retired software engineer who spent his career collecting requirements, developing designs, coding in C and C++, and writing documentation for systems large and small used by Federal government agencies. He lives in Arlington, VA, and is a member of the APCUG Speaker's Bureau.

newsletter edition containing the article to jkrou.apcug.presenter@gmail.com.

SIM Card Swapping Scams

[Watch Video](#)

SIM Swapping 'Victim Sees Over \$200K Stolen From Bank Account'

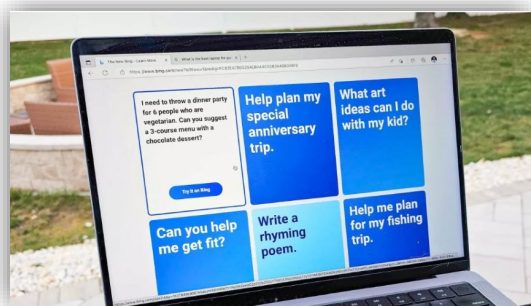
[Watch Video](#)

SIM Swap Attack—Are they Hacking Your Phone?

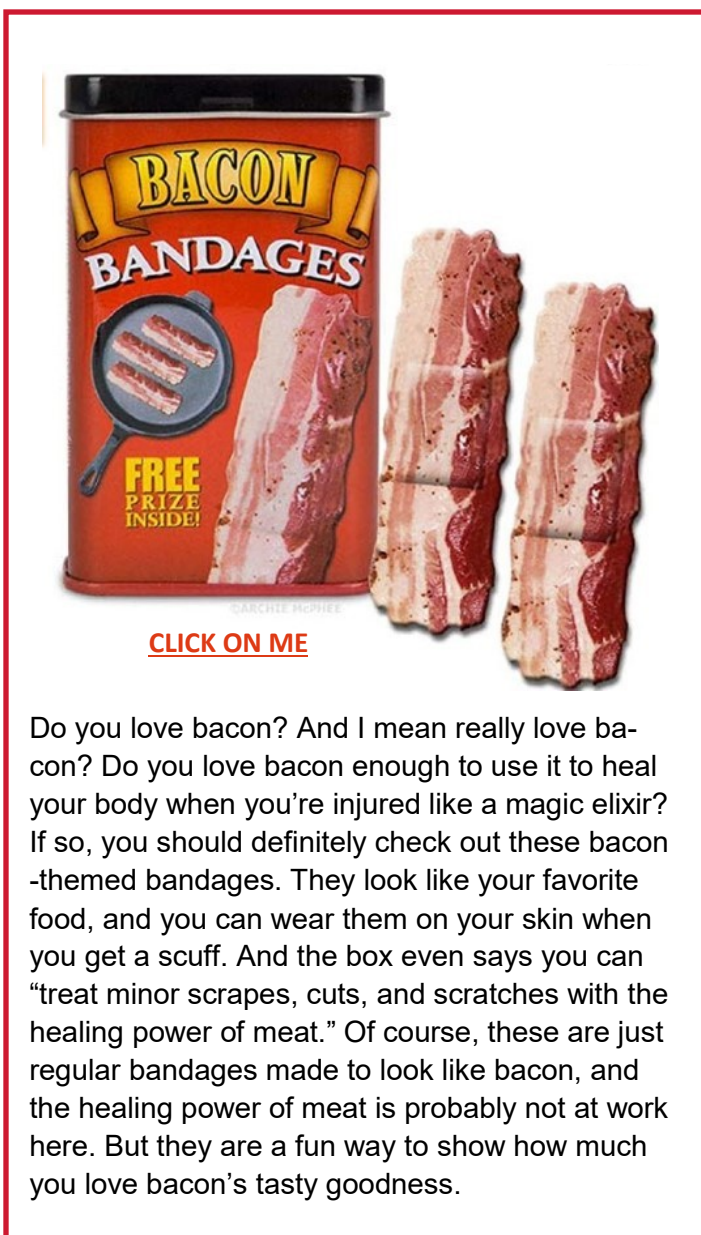
[Watch Video](#)

How to use the new Bing with ChatGPT

-and what you can do with it.



Bing is getting turbocharged with an injection of OpenAI's ChatGPT technology, transforming Microsoft's search engine into something capable of carrying on a conversation. [READ MORE](#)



[CLICK ON ME](#)

Do you love bacon? And I mean really love bacon? Do you love bacon enough to use it to heal your body when you're injured like a magic elixir? If so, you should definitely check out these bacon-themed bandages. They look like your favorite food, and you can wear them on your skin when you get a scuff. And the box even says you can "treat minor scrapes, cuts, and scratches with the healing power of meat." Of course, these are just regular bandages made to look like bacon, and the healing power of meat is probably not at work here. But they are a fun way to show how much you love bacon's tasty goodness.



Smart911

Smart911 is a service that allows individuals to create a safety profile online that includes important information about themselves and their household, which is then made available to emergency responders when 911 is called. This can include things like medical conditions, emergency contacts, and other vital information that could help first responders during an emergency.

The service is generally safe to use, as the information you provide is encrypted and only accessible to authorized emergency responders. Additionally, you have the option to choose which information you want to include in your profile and can update it at any time.

Smart911 is available in some parts of Illinois. You can check if it's available in your area by visiting the Smart911 website and entering your zip code.

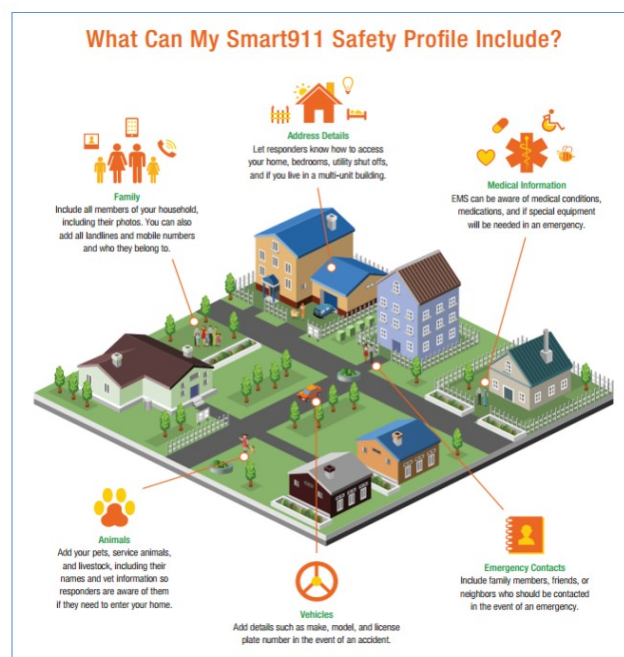
When you call 911 and have a Smart911 profile, the emergency operator will be able to access the information you have provided, including your location. This can be especially helpful in situations where you are unable to communicate your location, such as if you are in a remote area or are unable to speak.

Enhanced 911 (E911) refers to a system that automatically provides the emergency operator with the caller's location when they call 911. This is different from traditional 911, where the operator may not know the caller's exact location and would need to rely on the caller to provide that information.

A 911 account refers to an account that is set up by emergency responders in order to access information about a particular location or property. This can include information about potential hazards, such as chemicals or dangerous equipment, as well as information about the layout of the building or property. This information can help emergency responders better prepare for and respond to an emergency situation.

Who will benefit from creating an account?

- Anyone owning a cell phone, including teens
- Anyone with an older resident in the home, especially caregivers.
- Anyone with special needs resident
- Anyone with resident having medical concerns
- Anyone with special security and home access situations.
- Anyone with special pets.
- Anyone wanting home resident photos on file



QR Codes

For Emergency ID

By Jasmine Blue D’Katz

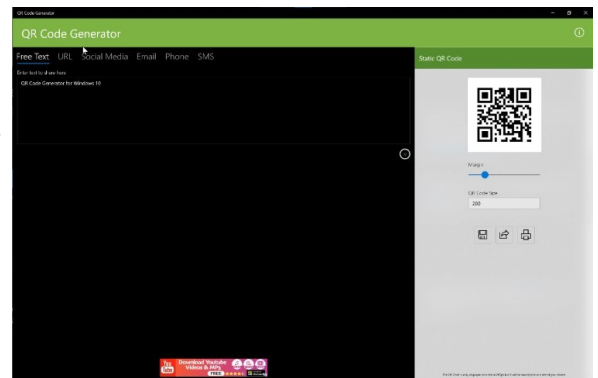


[SCAN ME](#)

This is a follow up of the QR Code presentation given at the February club meeting.

QR codes can be a useful tool for providing emergency medical information to first responders, including EMTs. Here's how you can use QR codes for emergency ID and inform EMTs about your medical needs and conditions:

1. Create a digital file that contains your emergency medical information, such as your name, emergency contact information, any medical conditions, allergies, medications you are taking, and any other relevant medical information.
2. Generate a QR code using an online QR code generator or a mobile app that creates QR codes.
3. Print the QR code on a card or label that you can carry with you at all times. You can also create a digital version of the QR code that you can access from your phone or other mobile device.
4. Ensure that the QR code is easily visible and can be quickly scanned by EMTs in an emergency. You may want to attach the card or label to a keychain, ID badge, or other item that you always carry with you.
5. Test the QR code to make sure that it works correctly and that your emergency medical information is displayed as intended.



[Download from the Microsoft Store](#)

By following these steps, you can use QR codes to provide important emergency medical information to EMTs and other first responders. In an emergency, EMTs can quickly scan the code and access your medical information, which can help them provide appropriate and timely medical care.



Compiled by Jasmine Blue D’Katz

Google Drive is a cloud-based storage service offered by Google that allows you to store and access your files from anywhere, on any device with an internet connection. Some of the benefits of using Google Drive include:

Storage: Google Drive provides a generous amount of free storage space, which is currently 15 GB, which can be used for storing documents, photos, videos, and other files.

Accessibility: You can access your files from anywhere, at any time, as long as you have an internet connection. You can also easily share your files with others and collaborate in real-time.

Backup and Sync: Google Drive allows you to backup and sync your files across multiple devices, so you can access the same files from different devices without having to manually transfer them.

Integration: Google Drive is integrated with other Google

(Continued on page 18)

Smartphone charging mistakes you've making and how to fix them

By Joshua Powers, Komando.com



Sometimes we take our phones for granted. They're powerful, incredible devices that we tend to misuse without meaning to. Some common mistakes you're making with your smartphone now could damage its battery and reduce its lifespan.

We'll explain how to properly take care of your smartphone to avoid these common mistakes.

Stop using cheap chargers

Some inexpensive charging cables from no-name brands are pretty terrible. The concept of having a wire draw power from the wall isn't that difficult, but it isn't enough to keep your smartphone safe.

Name-brand chargers have circuits inside of them that switch off when there's too much power draw.

This protects your phone battery from overcharging, breaking, or overheating your phone and damaging it further.

The chargers below are certified by Samsung and Apple, respectively. These chargers (and many other name-brand chargers) are the only ones you should use to keep your smartphone safe from overheating.

Be careful with power banks

You don't have to avoid them altogether, but remember that power banks from inferior manufacturers don't have overcharge protection. It's a similar problem with inexpensive chargers.

Avoid power banks with quick charge options unless they're from a brand you trust. Rapid charging can send too much electricity to your phone and cause battery damage. This high voltage could, at the very least, shorten your battery lifespan.

Quick charging cables and power banks mention that they charge the first 80% quickly because their onboard chip slows down charging when it reaches higher levels where overcharging is a more significant issue.

Drain your battery too quickly

Lithium-ion and lithium-polymer phone batteries only have a limited number of charges they can take. Eventually, the battery will die, which is why most people encounter battery problems after about two years of use.

If you have performance apps that monitor your battery life, they could ironically harm it in the long run. It requires power to monitor your battery life constantly.

Delete these battery-monitoring apps and close out all open apps and browsers when you're done using them. This will reduce the power used to support background processes and be more effective than any battery monitoring app.

(Continued on page 19)

(Continued from page 16)

services, such as Google Docs, Sheets, and Slides, allowing

you to easily create and edit documents, spreadsheets, and presentations directly within the Drive.

Security: Google Drive provides strong security features such as two-factor authentication, encryption, and virus scanning, ensuring that your files are safe and secure.

However, there are also some disadvantages to using Google Drive, including:

Privacy: Google Drive is a cloud-based service, which means that your files are stored on Google's servers, and Google has access to them. While Google claims to have strong privacy and security measures in place, some people may not be comfortable with their files being stored on someone else's server.



Internet Connection: Since Google Drive is a cloud-based service, you need an internet connection to access your files. If you don't have an internet connection, you won't be able to access your files.

File Size Limitations: There are some file size limitations when using Google Drive. For example, you can only upload files that are up to 5 TB in size.



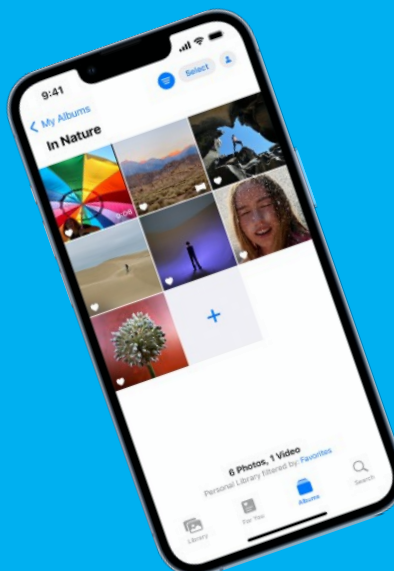
How to Create a Signature

In Gmail, Outlook, Yahoo, and More

By setting up an email signature, you don't have to type your name, contact information, or website at the bottom of every email you send. Instead, you can create an email signature and automatically insert it or choose to add it to individual emails.

[READ MORE](#)

How to Find and Delete Duplicate Photos on Your iPhone and iPad



[READ MORE](#)

(Continued from page 17)

Just because a phone has overcharge protections doesn't mean you should abuse it

Don't leave your phone plugged in overnight. It's not as harmful as it used to be, but it's still not a good idea (and it's a drain on your power bill).

Modern phones and chargers have overcharge protection, but by staying plugged in, you could damage the charger's onboard chip and prevent that failsafe from working in the future.

Stop using it while it's charging

We all want to access our apps while the phone's at 1%. We plug it in to support what we're doing, but we should leave it locked and let it charge. Using your phone while charging can rapidly increase the temperature, putting strain on your battery, screen and processor.

Plan out your phone time, so you don't have to use it while charging.

Avoid using a phone case (while charging)

Phone cases can be a great way to customize your phone and add physical security. When it comes to charging, they can cause temperature problems.

If your phone battery heats up too much, it can

cause damage to the rest of your phone. Whether you have a removable battery isn't the issue: It will still damage your phone's processor.

Take the case off while you charge. Your phone needs some amount of heat displacement to prevent damage.

Wat about wireless chargers?

Wireless chargers cause your phone to heat up more than a USB-C or lightning cable, but not much. One way to help avoid overheating is to remove your phone case to charge it wirelessly.

Monitor your phone's heat while it's charging wirelessly to be on the safe side. There's always the chance that your wireless charger could run into its own problems.

Even though it results in slower charging, there's no harm in charging your phone through a PC or laptop. In fact, it should result in lower temperatures during charging. Just be sure you're not constantly unplugging it from the power source after marginal battery level gains.

Charge smarter, keep your phone longer

These charging mistakes can shorten or disrupt your smartphone battery life if you aren't careful. Now that you know precisely what to avoid, be sure you have quality chargers and a safe place to store your phone.

I Made the Ultimate USB Boot Drive:

Here's How

Corbin Davenport: *How-To Geek*



USB flash drives can be formatted to work as bootable drives, functioning as everything from Windows install disks to recovery software. However, they also have some limitations, which can be overcome with the right drive and software.

[READ MORE](#)



[OPEN NOW](#)

Interesting

By Steve Costello



INTERNET FINDS

Deleting Your Way To Better Security

<https://firewallsdontstopdragons.com/deleting-your-way-to-better-security/>

I found this article to apply to both the PC and smartphones. It makes a lot of sense to me that the less software you have the fewer problems you will have.

What You Need To Know About The Gmail Redesign

<https://www.techlicious.com/tip/what-you-need-to-know-about-the-gmail-redesign/>

I have not had any problems with the redesign, but I know there are a lot of Gmail users in the user groups so I thought this post could help anyone having problems.

Wi-Fi Doesn't Have Valid IP Configuration: How To Fix

<https://www.groovypost.com/howto/wi-fi-doesnt-have-valid-ip-configuration-how-to-fix/>

I found this post about a month too late for me. I was on vacation and had the error on two of three devices trying to access the resort wi-fi. If you travel, I suggest keeping a copy of this post available somewhere to help you fix the problem.

What Do VPNs Mean By Simultaneous Connections?

<https://www.howtogeek.com/825787/what-do-vpns-mean-by-simultaneous-connections/>

A lot of commercial VPNs restrict the number of simultaneous connections. Check out this post to find out what that means, and how it will affect you.

Do Calls Go Straight To Voicemail On Your Phone? Try These 11 Fixes

<https://helpdeskgeek.com/help-desk/do-calls-go-straight-to-voicemail-on-your-phone-try-these-11-fixes/>

Google One Explained: Is It Worth Subscribing To?

<https://helpdeskgeek.com/reviews/google-one-explained-is-it-worth-subscribing-to/>

If your 15GB Google Storage is not enough, check out this post that explains just what Google One is, how it works, and its advantages and disadvantages. (Note: I have already been using different options, so I decided this was not worth it.)

Does Your Internet Provider Know That You're Using A VPN?

<https://www.reviewgeek.com/122229/does-your-internet-provider-know-that-youre-using-a-vpn/>

If you use a VPN to obscure your identity, this is a good post to read.

How To Find Out Which Kindle Model You Have

<https://www.online-tech-tips.com/computer-tips/how-to-find-out-which-kindle-model-you-have/>

If there is a problem with your Kindle or you need an accessory for it, you will need to know which model you have. Check out this post to learn how.

How To Spot Fake Amazon Reviews

<https://www.dailybits.com/how-to-spot-fake-amazon-reviews/>

I get a lot of stuff from Amazon, and I am always looking for ways to spot fake reviews. Sometimes the

(Continued on page 21)

(Continued from page 20)

fake reviews are to make us buy certain items or sometimes not to get them.

How To Use Google Chromecast Without Wi-Fi

<https://www.groovypost.com/howto/use-google-chromecast-without-wi-fi/>

If you have a Chromecast and, for some reason, end up without wi-fi access, this post offers some suggestions for still using the Chromecast. (Note: I have saved this where I know I can access it as I live in Florida and it is hurricane season.

How To Legally Download A Windows Virtual Machine

<https://www.maketecheasier.com/legally-download-windows-virtual-machine/>

If you want to check out the Windows operating system, this post is for you. In this post, you find out how and where to download a legal Windows virtual machine and how to secure it for use.

The Write Conversation: Why NOT To Give Away Your Presentation Slides

<https://thewriteconversation.blogspot.com/2022/06/why-not-to-give-away-your-presentation.html>

This article is for those who give presentations to user groups or other gatherings. The author outlines several reasons you should not giveaway your presentation slides and suggestions of what to do instead.

Peppering Your Passwords

<https://firewallsdontstopdragons.com/password-manager-paranoia/>

In this post are some suggestions for creating and keeping track of your passwords. This is not an all-encompassing solution by any means. (Note: I am interested in password security, so this kind of post always gets my interest.)

Stop Using Your Tablet Like An eReader

<https://www.reviewgeek.com/121521/stop-using-your-tablet-like-an-ereader/>

This post explains, and I agree, why you should stop using your tablet as an ereader, and instead get a dedicated ereader (not necessarily a Kindle) for reading ebooks. (Note: I have both a Kindle and a tablet but, I use the tablet only for reading emagazines not ebooks.)

If I Leave My Computer Always On, Am I More Likely To Be Hacked?

<https://askleo.com/if-i-leave-my-computer-always-on-am-i-more-likely-to-be-hacked/>

I hear this question all the time myself. Leo Notenboom explains the pros and cons. Also, Leo explains how to make sure it is the least likely to be hacked.

Gmail: Send A Group Email

<https://cynmackley.com/2022/09/12/gmail-send-a-group-email/>

I know a lot of user group members use Gmail. But, I also know not everyone knows how to send a group email with Gmail. If you don't know how to do this, read this post to learn how.

How To Create A USB Image To Back Up Your Data

<https://www.maketecheasier.com/create-usb-image-data-backup/>

This is a little bit more advanced than what I usually post. I use this process frequently enough that it has become a habit.

What Is Smishing?

<https://askleo.com/what-is-smishing/>

I am sure you have heard of phishing, but do you know what smishing is? Check out this post to learn about it, what to watch for, and what to



[READ MORE](#)



[READ MORE](#)

4 Reasons Why You Need to Keep Your Amazon Alexa Device in the Living Room

Turn your room into a home theatre, reenergize family game night and so much more.

Katie Teague

If you've got a living room, you probably spend a lot of time there and that makes it the perfect home for your Amazon Echo gadgets. And while you may use Alexa to [play music](#) or even act as a [home security camera](#), there are several other benefits to keeping an Amazon Alexa device in the living room.

Alexa can turn your living room into a home theater, let you control all your smart home devices from your couch, and so much more. While Alexa has many uses in your home, here are the best uses for an Amazon Echo in your living room. (For more tips, here are the [best uses for Amazon Echo in your bedroom](#), the [best things you can do with two or more Echo devices](#) and the [best ways to use Amazon Echo in the kitchen](#).

1. Use your Amazon Echo for surround sound

If you've got an Amazon Echo, you can [turn your living room into a home theater](#) for when you're watching movies. Note that you do need to have compatible hardware. This works best if you have [multiple Echo speakers](#) in your living room or an Alexa-compatible soundbar.

To get started, open the Alexa app and select Devices, tap the Plus icon and select Set Up Audio System. For the best results, you'll need an Alexa-compatible smart TV or Fire TV to help prevent any lag issues. This also determines whether you'll select Stereo Pair (connect multiple speakers) or Home Theater (connect speakers to Fire TV) to continue setting up your devices. Follow the on-screen instructions to finish pairing your speakers with your TV.

2. Control your lights with Alexa

Whether it's plugging your lamp into a [smart plug](#), installing a smart switch or simply using a [smart bulb](#), Alexa can help you turn your lights on and off. This is especially useful when it's dark and you can't seem to find the light switch in the middle of the



night.

For whichever smart device you have, you'll need to connect it to your Amazon Echo using the Alexa app. To get started, open the app and tap Devices, then select the Plus icon and tap Add Device. Select the device you're setting up and follow the onscreen instructions.

3. Manage your home security

If you like to keep your doors locked, even when you're at home, [smart locks](#) can be useful for locking and unlocking your door with just your voice. Even better, you can connect it to your Amazon Echo speaker so you can ask Alexa to control your lock without moving from the couch or wherever you are in the house.

For example, you'd say, "Alexa, lock the front door." For security reasons, typically a smart lock will lock the door in response to voice commands, but will only unlock it with a PIN code. For more home security tips, check out how you can [use Alexa voice commands to control your home security system](#).

4. Host family game nights

Playing the same board games over and over can get boring. Fortunately, your Echo device is chock-full of fun games you can play, from trivia to investigation games. Some of the games are already integrated into the Echo speaker, but many are [Alexa skills](#) that you can enable in the Alexa app.

The games are great for family nights when you're staying home -- especially with the cooler temperatures. For some starting ideas, [here's a list of Alexa games we like best](#).

I Can't Imagine Using Windows Without the Everything App



There are very few apps I can't imagine life without, but at the top of that short list is **Everything**. Thanks to **Tech for Senior**, I've used it for over a year, and it's an integral part of my Windows experience.


What Is Everything?

[READ MORE](#)




Where was the Fortune Cookie Invented?

1. China
2. North Korea
3. United States
4. Vietnam



Backups in a Busy World



Video of the Month

Smart TVs

By Hewie Poplock

A complete guide to digital spring cleaning

Blow away those digital cobwebs

WORLD BACKUP DAY

PROTECT YOUR DATA

Be prepared against data loss and data theft. **March 31st** is the day to backup and better protect your data.

More about picking the **best online backup software**

[WHAT IS A BACKUP](#) [TAKE THE PLEDGE](#)

YOU SHOULD HAVE A AIRTAG IN YOU CAR



You can use an Apple AirTag to help you find your car. You can attach an AirTag to your car keys or place it inside your car to help locate it using the "Find My" app on your iPhone, iPad, or Mac.

When you use an AirTag, the location information is encrypted and stored securely on your device. It is also sent anonymously and encrypted to Apple's servers so that only you can see the location of your AirTag. Additionally, if someone finds your AirTag, they can use their iPhone or NFC-capable device to see a message that you have set up, including your contact information.

It's important to note that while AirTags offer many security features, they should not be used to track people without their knowledge or consent, as this violates their privacy.

[READ MORE](#)



How to Print Text Messages from Android.

By Joe Fedewa,

Reviewed By Chris Hoffman,

Mar 14, 2023. How-To-Geek

Text messages pretty much only live on your Android phone. However, there may come a time—whether it's for a court date or personal records—that you want a physical copy. Printing a text conversation isn't as simple as it sounds, but we'll walk you through it. Read More » <https://tinyurl.com/mpcs8tcb>.

Amazon

Won't Let You Buy Kindle or Print Magazines Anymore.

By Corbin Davenport,

Mar 13, 2023.

How-To-Geek.

Amazon Kindle [eReaders](#) might be mostly intended for reading books, but they can also read digital editions of many popular newspapers and magazines as they are released. That feature is going away. Amazon has already discontinued the option to buy newspaper and magazine subscriptions, in both physical form and Kindle Edition (also called Kindle Newsstand), starting on March 9, 2023. Visiting the store page for subscriptions like *The New York Times Daily Edition* now only shows the message: "Amazon is no longer selling this title." Read More » <https://tinyurl.com/yae877ex>.



Books Download

Compiled by Jasmine Blue D’Katz

FREE BOOKSY – Get a free book sent to your inbox daily <https://www.freebooksy.com/>

BookBub – BookBub features limited-time offers for the best free books in over twenty categories, from both top-tier publishers and critically-acclaimed independent authors. These free ebooks are available on all devices, including Kindle, Nook, iPad and Android <https://www.bookbub.com/>

The Fussy Librarian – The Fussy Librarian offers two email newsletters, Bargain Books and Free Books, catered to your particular interest. Sign up for one or both! Emails are delivered daily. 40 different categories and you pick your preference. <https://www.thefussylibrarian.com/>

LIBRARY: Library of Congress – Read.gov encourages everyone to discover the work of books. Here you’ll find a variety of free reading resources to explore and enjoy. www.Read.gov

Hello Books – Simple enter your email address in the Hello Books site and wait for your free book to come pouring into your inbox. <http://hellobooks.com/>

Book Lemur – Receive a daily email alert with free and best selling ebooks in your chosen categories. <https://www.booklemur.com/>

Many Books – Many Books has 50,000 books just waiting for you to download. <https://manybooks.net/>

Amazon – To access a trillion decillion books simply type “free books” in the search bar in Amazon and you will find more books than you can ever imagine. Be aware that many are for Kindle unlimited users so make sure you are clicking on the free ones without a membership. <https://www.amazon.com/>

Gutenberg: Project Gutenberg is a library of over 60,00 free ebooks. Choose among free epub and Kindle eBooks, download them or read them online. <https://www.gutenberg.org/>

Your Local Library – Your local library is a great source of free books to read. If you still like the reading pleasure of actually holding a book while you are reading it, the library is your go to place.

Hoopla – Most libraries are connected to Hoopla. You do need a library card to access Hoopla and once you are in you will find books to read and movies and TV shows to watch. You are allowed to borrow 25 items per month. <https://www.hoopladigital.com/>

Happy Book Hunting





What Is a Passkey, and Should You Use Them? By Joe Fedewa, How-To-Geek, Dec 14, 2022. We all have far too many of them, and they're probably not nearly as secure as we think. Passkeys are the next evolution of passwords, and they're trying to bring us a more secure, password-less future. Read More » <https://tinyurl.com/y9wh4ej3>

FAT32 vs. exFAT vs. NTFS: What's the Difference? By Chris Hoffman and Nick Lewis Reviewed By Chris Hoffman, Updated Feb 10, 2023. Whether you're formatting an internal drive, external drive, USB flash drive, or SD card, Windows gives you the choice of using three different file systems: NTFS, FAT32, and exFAT. The Format dialog in Windows doesn't explain the difference, so we will. Read More » <https://tinyurl.com/3hfeyf3s>

4 Reasons Your LED Bulbs Burn Out Prematurely. By Jason Fitzpatrick, Reviewed By [Chris Hoffman](#), Feb 18, 2023, The Allure of LED Lights Is That They Last For Tens Of thousands of hours. If yours are burning out prematurely, here are some of the likely reasons why. Read More » <https://tinyurl.com/yck8m63t>

8 Surprising Things You Can Do With ChatGPT.. By Jason Fitzpatrick, How-To-Geek, February 10, 2023 If you've heard about ChatGPT and think it's just a fancy chatbot, you might be underestimating the range of what it can do. Here are some surprising things you can do with ChatGPT, whether you want to write a resume or have it dungeon-master an epic role-playing adventure. Read More » <https://tinyurl.com/2mpu2ylt>

Windows 12: Release Date and Everything Else We Know. By Chris Hoffman, How-To-Geek, February 9, 2023 Microsoft is reportedly working on a new version of Windows to replace Windows 11. In fact, Microsoft

has already shown off a prototype new Windows desktop design that could be part of Windows 12 "Next Valley." Here's everything we know. Read More » <https://tinyurl.com/33j778wv>

What Is Wi-Fi 6? (802.11ax). By Chris Hoffman, And Nick Lewis, How-To Geek, Updated Feb 1, 2023. Wi-Fi 6 is the current-generation wireless standard that's faster than 802.11ac. More than speed, it provides better performance in congested areas, from stadiums to your own device-packed home. Wi-Fi 6 officially arrived in late 2019, and Wi-Fi 6-enabled hardware is now the norm. It's also known by the name 802.11ax. Read More » <https://tinyurl.com/yc3pa39e>

It's Time to Stop Using Desktop Icons. By Sydney Butler, How-To Geek, Feb 3, 2023. Modern computers carry a lot of baggage from the past, and desktop icons are perhaps one of the most unsightly remnants of the earliest days of Graphical User Interfaces (GUIs). If you're still living with them, it's time to quit. Read More » <https://tinyurl.com/3tp8vxaf>

16 Google Search Features You Should Be Using. By Mahesh Makvana, How To Geek, Jan 21, 2023. Google's Search function isn't limited to just finding websites. You can use the same search box to perform calculations, find flight information, and even tune your guitar. Here are a few less-known features of Google Search that you should be using. Read More » <https://tinyurl.com/3nd5648c>

BCC & CC Explained. What do BCC and CC mean? If these email terms have always confused you a little, let's get over some basic email etiquette concepts and make sure you don't embarrass yourself. [Read More](#) >>

RAM Explained

IS 8GB ENOUGH FOR WINDOWS PCs?

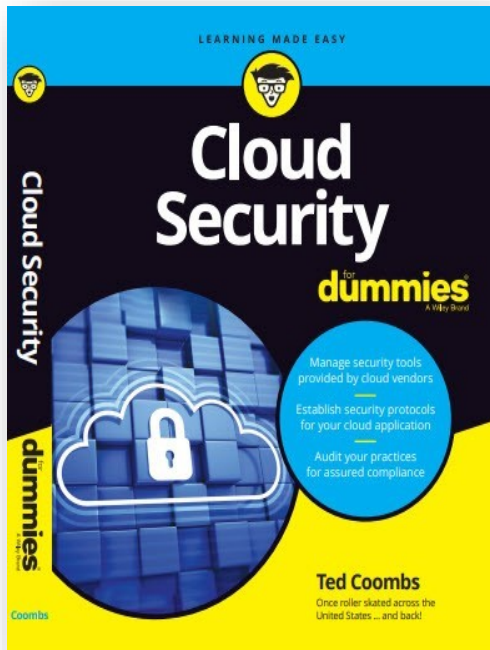


[VIEW VIDEO](#)

ePub Learning

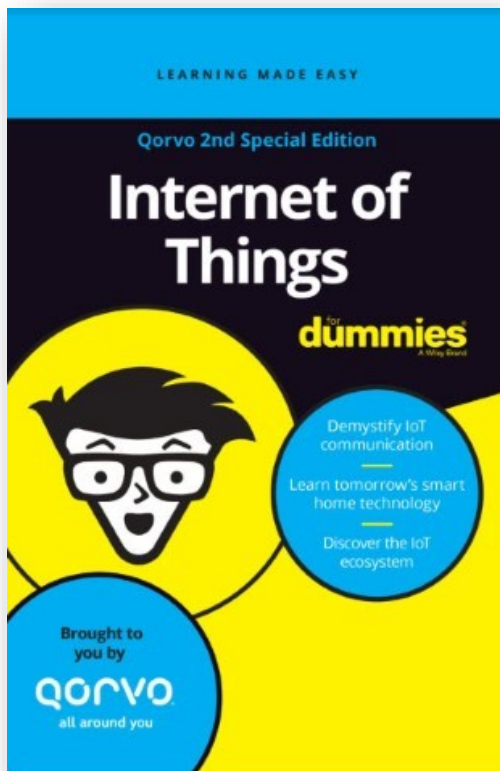


LEFT MOUSE CLICK IMAGE TO LEARN MORE



Harness the full potential of Microsoft 365 by getting a comprehensive overview of the cloud-based productivity suite that includes Word, Excel, PowerPoint, and more.

[Download your free copy today to get started.](#)



Learn the Windows stuff they didn't teach in school. Customize your Windows PC to your preference. Connect to the internet and connect with friends

[Download your free copy today to get started.](#)

CZUR Fancy Pro Review

An Impressive All-in-One Webcam and Pro Book Scanner

By Jasmine Blue D’Katz

The CZUR Pro Ultra Webcam & Professional Book Scanner has easily earned a spot in my office and is already proving itself invaluable in digitizing mounts families memorials. I love it when a gadget can do multiple functions well and is one can do scanning and webcam duties quite well.

This is the second scanner I’ve purchased through crowdfunding campaigns, and this company has always offered well received products, and the CZUR Fancy Pro has impressed me with this new design and build quality.

I’ve tried to use my iPhone camera as a document scanner. It worked, but the scans didn’t look particularly nice. And although I have a document scanner and a flatbed scanner they are useless when it comes to scanning books.



The company describes the CZUR Fancy Pro Visualizer as “the most versatile webcam and scanner in one.” From that, you can sense that this is not just a scanner. Fancy Pro is the fastest scanner on the market thanks to its auto-focus and auto page turning detecting. It allows you to scan at an incredible less than one second per page. You can easily scan an entire 300-page book in 10 minutes or so.

The device comes fully assembled. A solid, weighted base holds it steady, and the metal arms are light yet solid. The vertical post can be extended



if you need to raise the camera, and both the camera head and the arm that holds it can be tilted so you can direct the camera pretty much anywhere you need it.


This high-tech book scanner is designed for individuals and businesses who need to digitize large volumes of paper documents or books. It is equipped with a 14-megapixel camera that can scan at a high resolution of 4320x3240 pixels, and it has an adjustable V-shaped book cradle that can accommodate books up to 16.5 inches in size.

The Fancy Pro also features smart image processing technology “Curve-Flatten Technology” that can automatically flatten curved book pages, remove fingerprints and eraser marks, and add in Optical Character Recognitions (OCR) to recognize text and convert it into searchable PDFs. It can also be connected to a computer or mobile device via USB or Wi-Fi, allowing users to easily save and share their scanned documents.

If you need a sharp webcam that includes a built-in light, you can tip the adjustable arm up and lift the camera head, so it points at you. You can select the webcam from the software, and even rotate the cam from horizontal to portrait. I’ve been able to use the use it while doing a Zoom presentation and rotate the camera to share a document on my desk.

in other words, this camera-software combination proved a powerful book scanner and a multipurpose webinar/streaming/all-purpose camera that is far better than anything Mac or PC has built into their laptops and even beats the quality of some of the pricier webcams I own.

Overall, the CZUR Fancy Pro is a powerful and efficient tool for anyone who needs to digitize books or documents quickly and accurately. Best of all, I was able to purchase this scanner though the fundraiser and save over 50% of the eventual retail price.



Introduction to Linus, Revisited

John Kennedy

Answers to 12/28/22

Wednesday Workshop Questions

Orv Beach & Cal Esneault

[VIDEO](#)

WD MyBook Live Vulnerability

By Norbert "Bob" Gostischa

Western Digital My Book Live drives are getting wiped on their own; company advises users to unplug it from the internet.



Western Digital WD My Book Live and WD My Book Live Duo (all versions) have a root Remote Command Execution bug via shell metacharacters in the /api/1.0/rest/language configuration language parameter.

It can be triggered by anyone who knows the IP address of the affected device, as exploited in the wild in June 2021 for factory reset commands.

If you own such a device, disconnect it from the internet and use an ethernet cable to connect it directly to your computer.

For instructions, follow this link,

<https://bit.ly/3wUe8iB>



101 Data Protection Tips:

How to Keep Your Passwords, Financial & Personal Information Online

Safe

[VIDEO](#)

Smart TVs


With

Hewie Poplock

[VIDEO](#)



OPEN NOW



Tech Terms:

You Need to Know

By Jim Cerny, Forums Coordinator, and Class Instructor

One big challenge of technology is simply knowing what people are talking about. Words and acronyms are always trying to keep up with the latest tech advances. Let's take a look at a few terms YOU need to know –

Digital Navigators – People who help others use the internet and technology. This “title” refers mainly to those who help others use the internet to fill out forms, submit applications, and otherwise take advantage of the internet. There are still many people who do not have a computer or internet access. A Digital Navigator would step a person through the use of a computer app or technology to help them apply for a job, get some needed benefits, or submit an application.

AI or Artificial Intelligence – The ability of a computer to learn on its own. This can be a little frightening because you cannot predict what the computer will be interested in learning, and you only hope you can shut it down before it learns more than it should. For example, suppose an AI computer decides to learn all it can about transportation and safety. Then, with all the computers connected to the internet, it will take only seconds to know that it should shut down all transportation to save lives from accidents, etc. Can you think of other catastrophic results of AI?

The Cloud – This term has been around for a few years now, but it is important. The “cloud” uses computer memory and apps that exist on the internet and are not stored on your computer. Google Drive is just one example – you can store any data you wish and use a spreadsheet or word processor app for free without having that data or app on your computer. The big advantage of the “cloud” is that you can do your work and access data from any device in the world that is connected to the internet and share it with anyone.

Optical Character Recognition (OCR) – an app that can take a scanned document and “translate” the image of the characters it sees to actual characters, words, and text that you can edit in a word processor. For example, you found a printed article that you wish to convert into a Word document. You SCAN the article (many printers have a scanner) and use an app to convert that image (or photo) of text into actual text characters as if you entered them from the keyboard. Not all printers/scanners have this capability, but if yours does, you have a great time saver for getting printed text into a word processor document you can edit.

Upload and Download – When you “upload” a file, you send it from your computer device UP to the cloud. When you “download,” you are copying a file from the cloud DOWN to your computer. Downloaded files usually (in Windows) appear in your “Downloads” folder on your C drive.

Shutdown – Doing this completely turns off your device so that it no longer has an active display or is monitoring the internet. After a “shutdown,” your device battery is not being used (although it still could slowly lose a charge just from sitting doing nothing). Usually, when you “turn off” your device, it may still use a little power to keep connected to the internet or cellular network, so it is not entirely off.

Well, I think knowing the above terms will help you. I don't think they will ever stop coming up with new terms and acronyms with technology. And some old tech terms are just not used anymore. Do you remember some of these terms?:

Dial a number, light the pilot light, coal bin, getting steam up, butter churn, lead pipe, inkwell, and dunce cap! Well, I still wear my dunce cap a lot with new technology!



Find us on YouTube



While exploring these two YouTube sites, I was surprised to see websites and FREE software that I have visited or have installed on my computer. I have shared a few with you and have found a few more that I will be using.

**Lake
County
Area
Computer
Enthusiasts**

www.lcace.org

**QR Codes
for
Emergency
and
Medical ID**

presented by

J.J. Johnson USN (Ret)





Right-Click Your Mouse

Best Shortcut Ever

By Jim Cerny

If you are not familiar with the power of RIGHT-clicking your mouse, you are in for a great Windows tip to help you in almost every place on your computer. First, of course, everyone should be familiar with LEFT-clicking the mouse to select things and options. Computer instructions say "click on" this or that, and it is understood that they mean LEFT click. But the RIGHT mouse button is a big help also, and instructions should always specify "RIGHT-click" when you are to use that button.

So, what does "right-clicking" your mouse do on Windows? Well -- and this is the core of this article - - **right-clicking your mouse on anything makes a menu of options appear for that item.** This works for almost anything you can see on your Windows monitor. So, let's look at a few examples for you to try to show you what a helpful shortcut this can be for you.

Place your mouse arrow (cursor) anywhere on your desktop screen (on an empty area, not an icon). Now right-click your mouse, and you will see a menu appear of choices or commands for what you can do with your desktop. For example, you will see choices such as "View," which allows you to change how you view your desktop. Or "Sort by," which gives you options for sorting what is on your desktop. If you don't know what a command or option does, ask Google.

For another example, place your mouse arrow on a BLANK area on your Taskbar at the bottom of your Windows desktop screen. Now right-click, and you will see options of what you can do with your Taskbar -- such as locking or unlocking the Taskbar, arranging open windows on your screen, and more. You can even LEFT click on "Taskbar settings" to go directly to the Taskbar settings options. So have fun and TRY something! (Remember always to use a LEFT mouse click to select a menu option).



For a third example, let's say you are editing text in a document. First, drag your mouse over some text to highlight it (this is "selecting" the text you want to work with). Now right-click on the highlighted text, and viola, you see options of what you can do with that text. You can select "cut," "copy," or "paste," for example, or change the font or make it a new paragraph.

If you have not realized the power of right-clicking your mouse, then you should be saying a big "WOW, this is so cool!" Now you can have some fun trying right-clicks anywhere and everywhere. Try right-clicking on an icon, a cell in a spreadsheet, a file or folder name in File Explorer, or a photo on the internet. You do not have to select an option on the menu that appears; left click somewhere else, and the menu will disappear, and nothing will happen. So, you won't change a thing when you look and explore. Right-clicking is a great shortcut that will save you time searching for many options or choices. Most apps (applications, programs, etc.) will also provide right-click menus. So why not give it a try? You have nothing to lose but a click!

Jim Cerny, Forums Coordinator, and Class Instructor

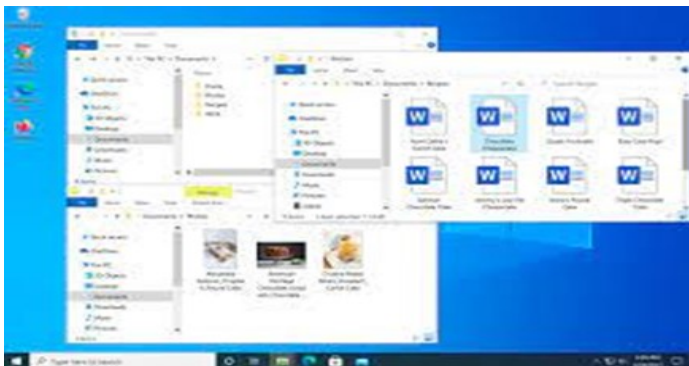
<https://thestug.org/>

jimcerny123@gmail.com

Tech Essentials for Windows

Everyone Should Know These TOP-25

By Jim Cerny



We get comfortable on our sofa while technology keeps marching on. Here is what I would consider being the absolute BASIC knowledge you need to enjoy your Windows computer. I do not include tablets or smartphones here, but I bet you can guess which of these would apply to them as well. Ok, can you check all these off your “must know” list? Try rating each of these as to your knowledge level – “confident,” “so-so,” or “need to know more.” If you have doubts, please Ask Google about it or ask people at your computer group.

1. Turn your device on and off, including totally off, so you don't use the battery.
2. Mouse use – left-click, right-click, and scroll wheel.
3. Camera, speakers, earbuds, microphone, and other such plug-ins.
4. Printer hookup, text, change ink cartridges.
5. Internet modem test, restart, and know you are on the internet.
6. Open an app in a window. Change the size of a window, minimize and maximize it.

7. Move a window on your screen, work with more than one window open at the same time.

8. Closing a window.

9. Touchscreen skills – swiping, dragging, touching, enlarging, shrinking the screen, etc.

10. Log in to an account and log out after you are done.

11. Security app or software, know that it is working, scanning your computer for possible problems.

12. Keep ALL your passwords and logins in a good place.

13. Basic Windows settings – personalization, screen text size, and other options you can set for the way you use your computer.

14. Download a new app.

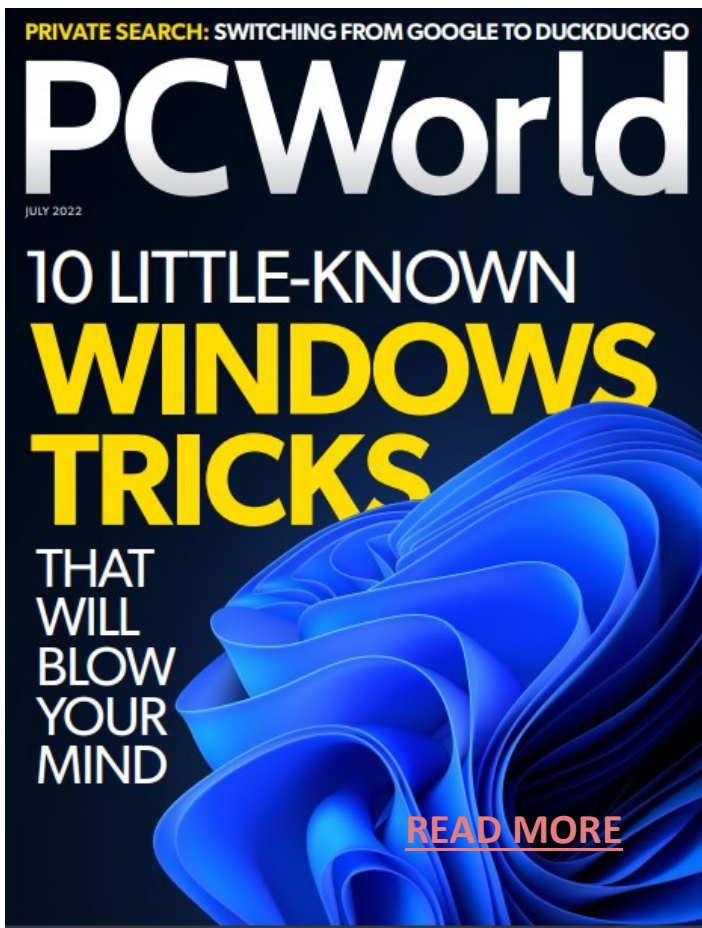
15. Search the internet for anything.

16. Find all the apps on your computer (Windows “start” button) and delete an app you no longer want.

17. Basic email skills – send a new email, maintain your CONTACT LIST, forward an email to others, add an attachment file.

18. Text editing – enter text, correct text, highlight text, copy and paste text.

(Continued on page 34)



(Continued from page 33)

19. Copy and paste other files and things such as a photo from the internet.
20. Browse the internet, going to different web pages, bookmark web pages, etc.
21. Use File Explorer to work with files and folders – rename, delete, create new folders, organize, etc.
22. Use a plug-in memory device, such as a small “pocket” drive, backup drive, or disc.
23. Create a new icon on your desktop, delete icons you no longer want.
24. Do online banking at your bank.
25. Taskbar functions and areas – Windows icon, search bar, quick-launch, notifications, etc.

Remember when you used a mouse for the first time? I bet you haven't realized how much technology you have learned in the past ten years or so. Don't forget to Ask Google if there is anything on this list you are unsure about; it is a great way to learn. Don't be left behind -- you'll miss out on some fun stuff now and what's coming in the future.

By Jim Cerny, Forums Coordinator, and Class Instructor
<https://thestug.org/>
jimcerny123@gmail.com

The best FREE photo editors for PC and Mac for March in 2023 so far



Get creative with these 10 best FREE photo editors.

Whether you're correcting colors, replacing backgrounds, or removing blemishes, free photo editing software can be just as capable as the popular premium products, like Adobe Photoshop and Lightroom.

[READ MORE](#)

lifehacker

22 Things You Should've Learned in High School (and Where to Learn Them Now)

Somehow we all graduate high school without the basic life skills we actually need-but you can fix that.

[READ MORE](#)



[Sharing your screen or desktop on Zoom.](#)

With Zoom, share your screen, desktop, other content during a meeting, even while your video is on.

[New Microsoft 365 Basic subscription is only \\$20 per year.](#)

Microsoft has announced a new Basic subscription tier. It comes with less storage than the current Microsoft 365 tiers, and only with web and mobile apps rather than desktop ones

[How to Check SSD Health in Windows 10 and Windows 11.](#)

Find out how many rites your SSD has left.

[Best Cloud Storage Software Options for 2023](#)

Need to store files, photos or videos in the cloud? We've compared features and prices on the top options to help you find the plan that's right for you.

[Why Your Gmail Now Looks Different \(and What Has Changed\).](#)

Wondering about the changes to your Gmail interface? Here's why your Gmail look different and what new features have been added.

[15 Must-Have Windows Apps and Software for Any New PC.](#)

Got new computer? Here's the essential Windows 10 and 11 software you need when setting up a new PC.

[11 hidden Android features you should be using.](#)

Make sure you're using these 13 Android hacks to get the most out of your device.

[How to Use and Customize the Control Center on Your iPhone or iPad.](#)

For quick access to frequently used apps, Control Center is just a swipe away. Here's how to customize it on the iPhone and iPad.

[10 DuckDuckGo Features That'll Simplify Your Daily Tasks.](#)

DuckDuckGo is a feature-packed search engine. Here are 10 features that you can use to simplify your daily tasks.

[Microsoft Is Silently Checking Your PC for Outdated Versions of Office.](#)

If you are still using ancient version of Microsoft Office, the company is about to find out about it.

[11 Things You Didn't Know You Can Do With Google Messages.](#)

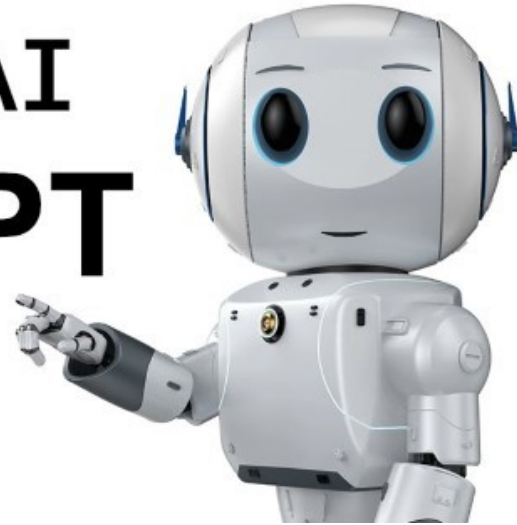
The Google Messenger app on Android has a lot more features than you probably realized.

[How to make a full backup of your Windows 10 PC.](#)

You should always create a backup to safeguard your files and setup, and here's we'll show you how on Windows 10.



OpenAI ChatGPT



What is ChatGPT and how can I use it?

By ChatGPT

Hello! I'm ChatGPT, a large language model trained by OpenAI. I'm designed to respond to questions and provide information on a wide variety of topics. You can use me by typing in a question or statement, and I'll do my best to provide a helpful and informative response.

Whether you're looking for answers to specific questions or just want to have a conversation, I'm here to help. I can assist with anything from general knowledge and trivia to more complex topics like science, technology, and history. Simply type in your query, and I'll use my natural language processing capabilities to generate a response.

Some tips to help you get the most out of our interactions include:

Be specific with your question or statement to help me better understand what you're asking

Keep in mind that my responses are generated based on my training data, so I may not always have the most up-to-date or accurate information on a topic


If you're not satisfied with my initial response, feel free to ask follow-up questions or provide additional context to help me better understand what you're looking for.


5 Cool Things To Do with ChatGPT

 Create Original and Hilarious Jokes

 Write codes for any problem



 Find Mistakes in a Code

 Write a Personalized Cover Letter or Resume

 Write an Original Song



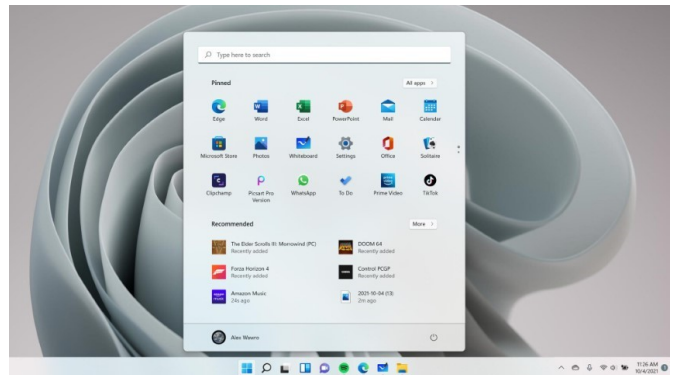
Windows 11

What are the advantages to upgrade

Compiled by Jasmine Blue D’Katz

Windows 11 offers several advantages over Windows 8 and 10, including:

1. **Improved user interface:** Windows 11 offers a modernized user interface with a fresh look and feel, new icons, and an updated Start menu. It also includes new features such as Snap Layouts, Snap Groups, and virtual desktops, which make it easier to work across multiple applications.
2. **Enhanced security:** Windows 11 includes new security features such as Windows Hello, which allows you to log in with facial recognition or a fingerprint, and Windows Defender Application Guard, which helps protect your system from malware and other security threats.
3. **Improved performance:** Windows 11 includes performance improvements that make the operating system faster and more efficient than Windows 8 and 10. It also includes better support for modern hardware, such as high-resolution displays and touchscreens.
4. **Better gaming experience:** Windows 11 includes features such as DirectStorage, which allows for faster loading times and improved graphics performance, and Auto HDR, which automatically enhances the color and brightness of games that were designed for SDR displays.
5. **Better support for touchscreens and tablets:** Windows 11 includes enhancements to make it easier to use with touchscreens and tablets, including a new touch keyboard and improved handwriting recognition.



Whether you should upgrade to Windows 11 depends on several factors, including the hardware you have, the software you use, and your personal preferences. If your current system is running Windows 10 and meets the minimum system requirements for Windows 11, you may want to consider upgrading for the improved performance, security, and user interface. However, if you're happy with your current setup and don't need the new features, there may not be a compelling reason to upgrade. It's always a good idea to research the changes and potential issues that may arise before making any updates.

All Microsoft's PowerToys

for Windows 10 and 11, Explained



Microsoft PowerToys is a set of utilities and tools designed to enhance productivity and accessibility for Windows 10 users. It includes a variety of features and tools that can be used to improve the user experience on Windows 10.

Some of the features of Microsoft PowerToys include:

1. **FancyZones:** This feature allows you to create custom window layouts and snap windows into those zones.
2. **PowerRename:** This tool provides advanced renaming options, allowing you to easily rename large numbers of files.
3. **Shortcut Guide:** This feature displays a pop-up guide of available keyboard shortcuts for the current application when you press and hold the Windows key.
4. **File Explorer Add-ons:** These add-ons include a preview pane, SVG preview, and Markdown preview.
5. **Image Resizer:** This tool allows you to easily resize images in bulk.

The advantages of using Microsoft PowerToys include increased productivity, improved accessibility, and enhanced customization options. PowerToys can help you work more efficiently by providing quick access to useful features and tools.

To install Microsoft PowerToys on your computer, follow these steps:

Go to the Microsoft PowerToys GitHub page at <https://github.com/microsoft/PowerToys>.

Click on the "Releases" tab.

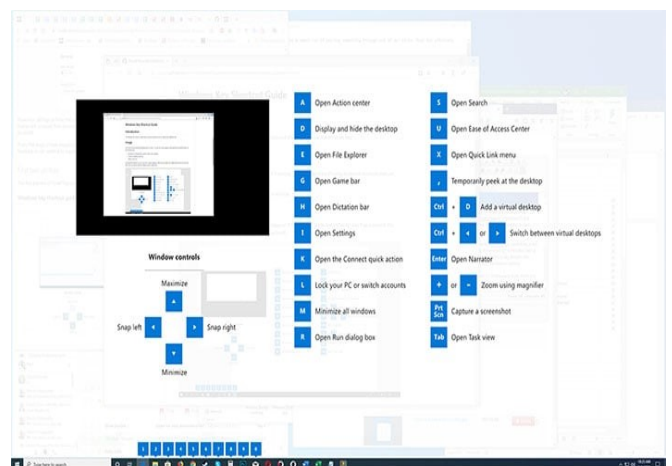
Download the latest version of PowerToys for your system.

Run the installer and follow the prompts to install PowerToys.

Once PowerToys is installed, you can access its features and tools by right-clicking on the PowerToys icon in the system tray or by using the keyboard shortcuts associated with each feature.

Microsoft has been releasing more and more PowerToys for Windows 10 and Windows 11. This open-source project adds many powerful features to Windows, from a bulk file renamer to an Alt+Tab alternative that lets you search for windows from your keyboard

[READ MORE](#)



YUBIKEY?

Protect your email and more...

Compiled by Jasmine Blue D’Katz



A YubiKey is a small, hardware-based authentication device that provides an additional layer of security to online accounts and systems. It is designed to prevent unauthorized access to sensitive data, such as passwords, encryption keys, and online accounts.

YubiKeys are highly secure because they use advanced cryptographic algorithms to generate and store one-time passwords, public and private keys, and other sensitive information. They also have a tamper-resistant design, which makes it very difficult for attackers to extract information from the device.

To use a YubiKey, you need to plug it into a USB port or use it wirelessly with a compatible device, such as a smartphone or tablet. Once the YubiKey is connected, you can use it to authenticate yourself by simply pressing a button on the device.

Some of the ways you can use a YubiKey include:

1. Two-Factor Authentication: You can use a YubiKey as a second factor in two-factor authentication to log in to online accounts, such as email, social media, and banking.
2. Password Manager: You can use a YubiKey with a password manager to secure your passwords and other sensitive information.
3. Secure Communication: You can use a YubiKey to encrypt and sign emails, files, and other types of data.



Overall, YubiKeys are a great way to add an extra layer of security to your online accounts and systems, and are highly recommended for anyone who wants to protect their sensitive data from cyber threats.

Members Helping Members

Just think you could have submitted a paragraph or two that would help your fellow Members



Ctrl+ click white arrow to go to out Youtube site



Answer: Contrary to popular belief, the fortune cookie did not originate in China. It is actually an American invention that originated in California. In 1914, a Japanese-American named Makoto Hagiwara of the Japanese

Tea Garden in San Francisco introduced the first fortune cookie. Although a number of families in Los Angeles, primarily of Japanese descent, have also claimed credit for inventing the cookie, a federal judge of the Court of Historical Review determined that the cookie originated in San Francisco and acknowledged Makoto Hagiwara as its creator.



Apple iPhone 14 vs. Samsung Galaxy S22

What's the Ultimate Flagship Phone?

Apple and Samsung make the most popular flagship phones on the market, and you might have trouble deciding which one is right for you. Here's everything you need to know about how the iPhone 14 and the Galaxy S22 lineups compare.

[READ MORE](#)



"I dropped my phone in the water so I'm trying to dry it out. But I think I've caused an even worse problem."



20 Tips for Staying Safe Online

[HTTPS://GENALOGYBARGANS.COM](https://genalogybargans.com)

The ability to connect with others through the internet and namely social media, brings great opportunities, but also issues, complications and problems.

[READ MORE](#)



How to Clean iPhone Speaker

(Without Causing Any Damage)

Did you know that your iPhone is probably the dirtiest item you own? Thank about it: you're constantly touching it with dirty hands while eating, working, and even in the bathroom. There are millions of bacteria thriving on your phone. That why it's essential to clean all your electronics occasionally.

[READ MORE](#)



Membership Chairperson Report

Attendees (Zoom)

15 / 31%

THANKS FOR VISITING

None

Renewals

None

MEMBERSHIP RENEWAL

Annual Dues

2023-2024



Computer Services

**Desktops,
Laptops,
All-in-Ones
and more**



During our October Zoom meeting the following two computer services were mentioned.

White Box Computers

They say they are the place for all your computer repairs & upgrades at nearly half the prices of the competition.

<https://whiteboxcomputers.org>

847-833-9324

ZYTEK Services

Has been around for over 30 years and offers the best in fast, friendly, high-quality, fair price computer service solutions

847-336-2259

These Windows 11 Keyboard Shortcuts Will Save You Time



Here are more than 70 hotkey combos, many of which you'll want to add to your workflow to master Microsoft's operating system.

[READ MORE](#)

Member's Area



BUSINESS CARDS

Pegasus
OPEN AIR PHOTOBOOTH

847.372.8186
pegasusphotos.smugmug.com

JIM JACOBS TRIO
Jazz Standards
THURSDAYS 6:00-9:00 PM

Deerfield
Italian Kitchen

CONTACT JIM AT 847.372.0656 OR JIM.JACOBS@MUSIC@GMAIL.COM

Liz Barnett
Chief Cookie Baker

Phone: 847-494-4222
E-mail: Liz@LoveMyCookies.com

www.LoveMyCookies.com
www.facebook.com/LoveMyCookiesLizB

Custom Cookie Treats for any Occasion!

LAKE COUNTY HONOR FLIGHT

847.282.0374
info@lakecountyhonorflight.org

P.O. Box 1187, North Chicago, IL 60064
www.lakecountyhonorflight.org



Phone: (847) 623-3815


Members




Members Web Sites

e-mail me at editor@lcace.org

www.pegasusphotos.smugmug.com



Take a good look, you just might see yourself.



[LCACE Photo Albums](#)

Genealogy Your Way
Special Computer Services

Bobby Jacobs
847-372-0660

bobby@scs4now.com
scs4now.com

apcug Member of
The Association of
Personal Computer User Groups