

NEWS JOURNAL

“Members Helping Members”

September 2023

(since 1983)

Volume 40, Issue 05

WhatsApp

By *Jasmine Blue D’Katz*
Special Appointment as NJ Assistant Editor

Stay in touch with friends and family.

WhatsApp is a free, cross-platform, centralized instant messaging and voice-over-IP (VoIP) service owned by Meta Platforms. It allows users to send text, voice messages and video messages, make voice and video calls, and share images, documents, user locations, and other content. WhatsApp's client application runs on mobile devices, and can be accessed from computers. The service requires a cellular mobile telephone number to sign up. Go to <https://www.whatsapp.com>

WhatsApp was founded in February 2009 by Brian Acton and Jan Koum, former employees of Yahoo!. The main purpose of WhatsApp was to provide an alternative to SMS messaging. It quickly became popular, and by 2014, it had over 1 billion users. In 2014, WhatsApp was acquired by Facebook for \$19 billion.

WhatsApp is one of the most popular messaging apps in the world. It is used by people in over 180 countries. WhatsApp is popular for its simplicity, reliability, and security. Messages and calls on WhatsApp are end-to-end encrypted, meaning that only the sender and recipient can read or listen to them.



Here are some of the features of WhatsApp:

- Send text messages, voice messages, and video messages.
- Make voice and video calls.
- Share images, documents, and user locations.
- Create groups with up to 256 people.
- Set up status updates that disappear after 24 hours.
- Use WhatsApp Web to access WhatsApp from your computer.

WhatsApp is a great way to stay in touch with friends and family, regardless of where they are in the world. It is also a convenient way to send and receive files, such as images and documents. If you are looking for a secure and reliable messaging app, WhatsApp is a great option.

Here are some of the reasons why people use WhatsApp:

- It is free to use.
- It is available on all major mobile platforms.
- It is easy to use.
- It is secure.
- It allows you to send messages, make calls, and share files with people all over the world.

If you are not already using WhatsApp, I encourage you to give it a try. It is a great way to stay in touch with friends and family; it is a secure and reliable way to communicate.

Lake County Area Computer Enthusiasts

c/o Group Ambassador

“J.J.” Johnson

“Members Helping
Members”
(since 1983)

Board of Directors

2023-2024

President

Lester Larkin

president@lcace.org

Vice President

Mike McEnergy

vicepresident@lcace.org

Secretary

Bobby Jacobs

secretary@lcace.org

Treasurer

Linda Busch

treasurer@lcace.org

Programs

David Carlson

programs@lcace.org

Membership

Diane Carlson

membership@lcace.org

Public Relations

Linda Koudelka

pr@lcace.org

Volunteers

Webmaster

Lester Larkin

webmaster@lcace.org

Newsletter Editor

Cynthia Simmons

editor@lcace.org

Historian

Lester Larkin

historian@lcace.org

News Journal

The LCACE News Journal is published eleven times annually. Members are encouraged to submit contributions which will be acknowledged in this newsletter. Send articles to editor@lcace.org Permission is granted to reproduce any or all parts of this newsletter in other User Group publications, provided that credit is given to LCACE and the individual author (s). Logo designed on an Atari Stacy Laptop in 1989 by Dwight Johnson Jr.

Membership

LCACE membership is open to all individuals and families interested in personal computing. Annual dues are \$20.00 per individual/family. Applications for membership may be obtained at the monthly meeting, by request on the club hotline, and are now available on our web site at <http://www.lcace.org>.

Meetings

LCACE meetings are usually held on Saturdays at the Grayslake Area Public Library, 100 Library Lane, Grayslake, Illinois. The meeting room opens at noon and the formal meeting begins at 12:30 p.m. All meetings are open to the public. Bring a friend!

Newsletter Submissions

Club members are welcome to submit classified ads, reviews, tips and other articles for publication, to our newsletter editor in Microsoft Word format (.doc).

Publication deadline is the 20th of the month for all ads and articles.

Please do not use tabs or special formatting.

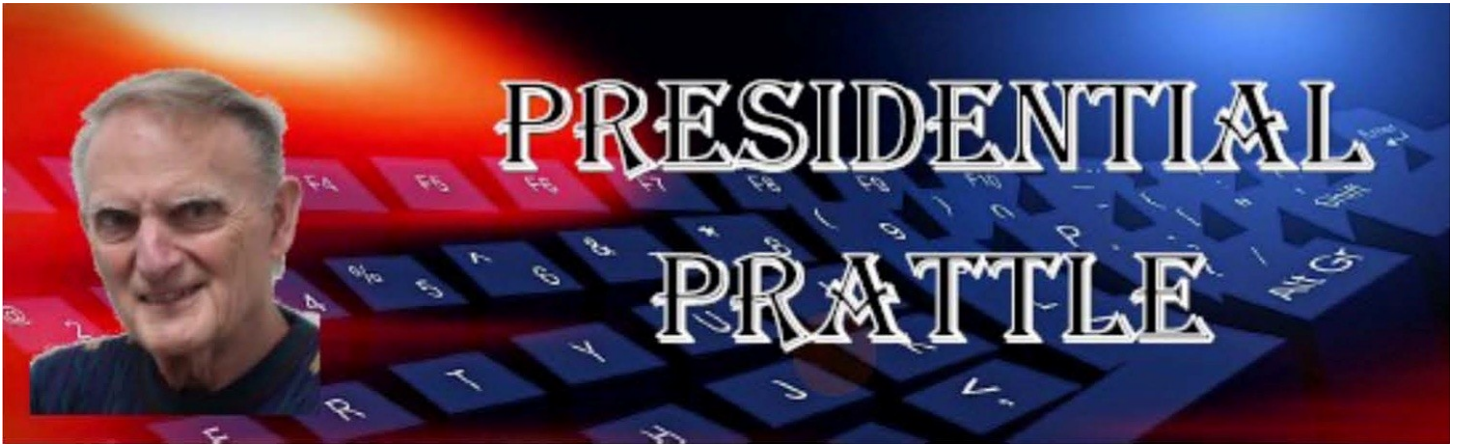
Newsletter Advertising

Ad rates per issue: Full page - \$25, Half page - \$15, Quarter page - \$10, Business Card - \$5. Discounts are available on advance purchase of multiple issues. Please send camera-ready copy and payment to the club address by the 15th of the month preceding publication. For more information on ad pricing, please call our Hotline. Ads are **FREE** to all paid members.

NOTICE

LCACE WILL NOT CONDONE or knowingly participate in copyright infringement of any kind. The *LCACE News Journal* is published by and for LCACE members. Opinions expressed herein are those of the individual authors and do not necessarily reflect the opinion of LCACE, the membership, the board of directors, and/or our advertisers.





Club Bylaws

There are a few members that don't think our Bylaws should be taken too literally. To me, that means it's time to change them. I will be forming a committee to make a very few changes. Those changes will be processed according to the current Bylaws.

Some members would like to see the Board of Directors have more authority/responsibility. Specifically, Section III, Par. 4, and Section VI, Par. 4. Also, we want to consider the number of signatures on LCACE checks, Section VI, Par. 2. If you believe we should have any other changes, this is your chance to speak out.

The Bylaws are on our website: <http://lcace.org/OfficersCountry/BOD/BYLAWSOFLCACE.pdf>

Next meeting

I'm looking forward to the September 16 meeting, where we will learn about Hewie Poplock 's presentation, ***Cut the Cord: Smart TV and Free Movies***. They are the newest possibilities for TV viewing.

Hewie Poplock is from the Central Florida Computer Society and the Sarasota Technology Users Group.

My best to all,

Les Larkin

LCACE Meeting Program — Saturday, September 16th

Cut the Cord!

The Newest Possibilities for TV Viewing.

By Hewie Poplock
Central Florida Computer Society
Sarasota Technology Users Group
<https://www.techforsenior.com>

There are many reasons to cut the cord. Most people do so to save money. Others do it to have better choices and just to be able to fire their cable company. There are many choices of products and equipment, as well as services that are now available to let us change the way we have done things in the past.

Hewie will talk about over the air and over the Internet services, including the many

ways to fulfill your wants and needs as to TV viewing. He will include information about Broadband and even Internet home phones.

This presentation will help you understand many of the newest possibilities for TV viewing and what to look for to satisfy you and your family. Be prepared to have a lot of the confusion make some sense and to determine if it may be the move for you soon. TV, as we know it will disappear in the next few years and you will understand what is happening and what choices are available now and what to look for down the road.

Hewie Poplock appears regularly on “Tech for Seniors” on ZOOM.

For more info, go to:

<https://www.techforsenior.com>

To view the presentation archives, go to:

<https://www.techforsenior.com/tech-for-seniors>



<https://www.techforsenior.com>

Tech for Seniors

Hosted by Ron Brown & Hewie Poplock

Every Monday from
9-10 AM PT/ 12-1 PM ET

Broadcast with ZOOM



4981 South 76th Street
Greenfield, WI 53220
Phone: (414) 727-0234

Video Transfers

Keep all of your valued footage alive for generations to come.

We salute all those camcorder parents who painstakingly recorded the soccer games, the school musical and countless hours of family fun on bulky video cameras.

And though you may remember the moments, chances are you haven't relived them in many years. At this point, your children might even enjoy watching them more than you! But did you know that those VHS tapes are deteriorating at a rapid rate and that you risk losing them forever if they stay trapped in boxes and basements?

It's time to dust off all those relics stuffed in a box and bring them back to life – no VCR required. Just drop your tapes off and we'll transfer them to DVD or USB flash drive for reliable, compact storage and easy viewing on today's technology. Order as many copies as you'd like, and distribute them freely to

share those memories of triumph, humor and happiness caught on camera.

If you already have video tapes transferred to DVD, and want to go the extra step of backing up those videos digitally, we can help with that too.

All of our video transfers are done in-house at our Greenfield store.

If you have 5 more more tapes to transfer, save some money and buy a [Memory Box Video Transfer Kit](#) instead.

- Transfer Tap to DVD - \$29 per 2 hour tape
- Transfer DVD to Video File on USB Drive - \$25 per DVD

Transferred video tapes can also be saved to USB flash drive for an additional \$15 at time of service.

Video tape transfer service available for: VHS, VHS-C, S-VHS, Mini DV, Betamax, 8mm tape, and HI-8 tape.

Sorry, we cannot transfer film reels.

Maximum one tape per DVD - service does not include combining tapes or video editing.

Digital video files are saved in MP4 format

USB flash drives can hold multiple videos.

Apple Air Tags

By Jasmine Blue D’Katz
Special Appointment as NJ Assistant Editor

Apple AirTags are small, coin-shaped devices designed to help you locate and track your belongings. They use Bluetooth technology to connect to your iPhone or other Apple devices and work in conjunction with the Find My app.

Here’s how AirTags work:

Pairing: To use an AirTag, you need to pair it with your iPhone or iPad. Simply bring the AirTag close to your device, and it will prompt you to set it up. Once paired, the AirTag will be associated with your Apple ID.

Attaching AirTags: You can attach an AirTag to items like keys, wallets, bags, or anything else you want to keep track of. AirTags

come with a built-in keychain hole, allowing you to easily attach them to your belongings using a keyring or strap.

Tracking: Once an AirTag is paired, you can track its location using the Find My app on your Apple device. The app will display the last known location of your AirTag on a map. If you misplace an item with an AirTag attached, you can use the



Find My app to make the AirTag play a sound to help you locate it.

Precision Finding: With a compatible iPhone (iPhone 11 or later), you can use Precision Finding to locate your AirTag with more accuracy. It combines input from the iPhone's camera, accelerometer, and gyroscope to provide precise directions and distance to your AirTag.

Lost Mode and NFC: If you lose an item with an AirTag attached, you can put the AirTag into Lost Mode. When someone with an iPhone or NFC-enabled device finds the AirTag, they can tap it with their device, and it will display a message with your contact information if you've set it up.

Privacy and Security: Apple has implemented several privacy features to protect users. AirTags have a rotating Bluetooth identifier that changes frequently to prevent tracking. Additionally, if an AirTag is separated from its owner for an extended period, it will play a sound to alert those nearby.

It's important to note that AirTags are designed to work within the Apple ecosystem, primarily with iPhones and iPads. While the AirTag itself can be used with non-Apple devices via Bluetooth, the full functionality and integration are limited to Apple devices.

[Complete Beginners Guide](#)

Live Computer Basics

By *Dave Taenzer*

Software Consultant and Trainer

Aurora, Colorado

<https://davetaenzer.com>

*The title **Live Computer Basics** may sound boring, but I found “Something for Everyone.” There are explanations for simple and more complicated concepts, followed by a list of reference site URLs with really cool, advanced technical information that could possibly blow you out of the water. In particular, see the link entitled “Camera Resolution Explained.” - Editor*

Introduction

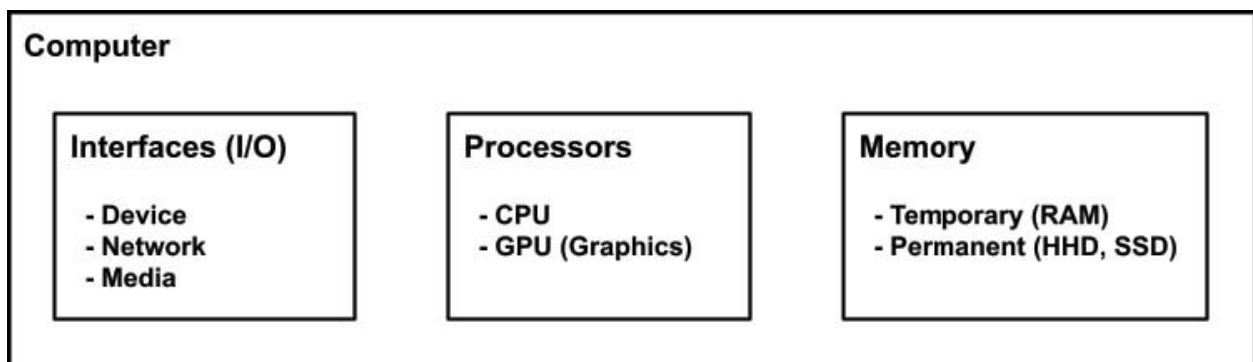
Steve Jobs explained that a computer is like a bicycle for the mind:

<https://www.youtube.com/watch?v=2hXSfS1i4jU>. By that he meant is computers can act as a tool for our minds that makes humans perform much better like a bicycle makes people able to move faster and more efficiently than any other animal.

Computers are everywhere these days. It is almost easier to ask what is not a computer. Computers are not only our desktop computers and laptops but also our cell phones and tablets. Computers are in our ovens, cars, watches and many other devices in our lives. Many of these connect to the Internet which is known as the “Internet of Things”.

I want to explain some of the basic things about computers so you can understand a bit about how they work and some of the terms and TLA’s (three letter acronyms) that are so popular in the computer field.

So at a high level, what is inside a computer? At a very high level, a computer is made up of three types of things:



Processors

Most computers have a **CPU** or Central Processing Unit. This does most of the work we think of like running programs or “apps” which can do things like add numbers or help you write documents or talk with you. Many computers also contain a special graphics processor called a **GPU** which is used to speed up display processing.

Memory

There are basically two types of memory in a computer. Permanent memory is not lost when the computer is turned off. This can be a spinning magnetic Hard Disk Drive (**HDD**) or a memory chip called a Solid State Disk (**SSD**). Many Modern computers use solid state disks which are like a giant thumb drive. These are much faster than the hard drives which were common in earlier computers.

SSD memory is more expensive than HDD so desktop computers and inexpensive laptops use a HDD or a combination of both hard drives and solid state devices. Portable computers like tablets and cell phones use solid state disks to save space.

Temporary memory is very fast but is not saved when the computer is turned off or powered down. It is normally called Random Access Memory (**RAM**). It is normally much smaller than the permanent memory in a computer. For example, a typical laptop might have 4 or 8 gigabytes (billions of characters) of RAM and 256 or 512 gigabytes of HDD or SSD (or more). When you start a program, the processor (CPU) loads the program from the permanent storage and puts it into the temporary or RAM storage. It stays there until you quit the program. This is why starting up a program can be a bit slower than reactivating it.

When you start a program, the processor (CPU) loads the program from the permanent storage and puts it into the temporary or RAM storage. It stays there until you quit the program. This is why starting up a program can be a bit slower than reactivating it.

Data Sizes

Memory is measured in bytes which roughly correspond to characters. Computers use a system of ones and zeros called “binary” to store data.

We normally use numbers where each digit has ten values (0, 1, 2, 3, 4, 5, 6, 7, 8, or 9) but in a computer each digit has two values (a 1 or 0). For our normal (base 10) numbers the digits (going right to left) are 1s, 10s, 100s, 1000s, etc. Binary digits go up by factors of 2: 1, 2, 4, 8, 16, 32, 64, 128, 256, etc. but the concept is the same.

Computer terms for data sizes use the metric system:

- Byte (B) - 8 bits (1 character)
- Kilobyte (KB) - thousand bytes (1,000 characters)
- Megabyte (MB) - million bytes (1,000,000 characters)
- Gigabyte (GB) - billion bytes (1,000,000,000 characters)
- Terabyte (TB) - trillion bytes (1,000,000,000,000 characters)

Computer memory is often measured in the binary versions of these terms which are slightly bigger but the normal definition using the decimal system is close enough for most uses.

- KB - 1,024 bytes
- MB - 1,048,576 bytes (1024 KB)
- GB - 1,073,741,824 bytes (1024 MB) and
- TB - 1,099,511,627,776 bytes (1024 GB)

Common uses of these terms :

- Bytes - text messages, short email messages without attachments
- Kilobytes - larger email messages, documents, small images
- Megabytes - images, short videos
- Gigabytes - long videos
- Terabytes - often used to measure larger disks

A byte (8 bits) can have up to 256 values and is normally used to store one alphanumeric character (in English) along with punctuation characters. Characters in other languages can take multiple bytes.

Cell phones and cameras measure their resolution in Megapixels (millions of pixels or points). This is the height of the image (rows of dots) multiplied by the width (columns of dots).

Each pixel is actually 3 bytes of data in an uncompressed form (a byte of red, green and blue) but images are normally stored in compressed data file format like JPEG (.JPG) or Portable Network Graphics (.PNG) which makes them much smaller.

Data Transfer Rates

Data transfer rates measure how fast data can move from one device to another. This is often measured in **Mbs** or megabits per second. A megabit is a million bits and here are eight bits per byte (roughly a character). This means that if your Internet connection is 10Mbs you can transfer up to 1.25 Mb (megabytes or million characters) in second. There is some overhead involved so the actual transfer rate will be less.

For example, you can measure your Internet speed with an app or a website like <https://www.speedtest.net> which will send data back and forth between your device and a server on the Internet. It measures three speeds:

- Ping - how fast your computer can make a connection to the remote server. This is measured in milliseconds (ms) or thousandths of a second.
- Download - how fast you can transfer data from the remote server to your computer
- Upload - how fast you can transfer data from your computer to the remote server

Most Internet connections have much faster download speeds than uploads speeds. They are set up this way because most of the time you are downloading data particularly large data files, rather than uploading them. This can happen when you are watching a video, opening a large email attachment or viewing a website with lots of pictures.

Video transfers are often done with a technique called “**streaming**”. Rather than download the whole large video file, your computer will start by reading the beginning of the video and then download more of it as you are watching it. In most cases, it does not need to save the video data you have already viewed so you will notice a pause when you go back to an earlier part of a video or move forward to a later section.

Browser programs use two other techniques to display websites faster. The first is to display as much of the webpage as possible as soon as the data is available. This is sort of like streaming for videos. The second technique, called “**caching**” saves the data for web pages in permanent memory in an area called a “**cache**” so that parts of a webpage that have not changed do not need to be transferred from the Internet to your computer. This can help with web pages that have lots of large photos.

Interfaces

Some people describe a computer as basically an input / output machine. It takes in input from various devices (keyboard, mouse, trackpad, microphone, network, etc.) and produces output (via a display, sound, printer, network data, etc.) The computer interfaces with these devices through interface hardware in the computer. There are several different types:

Network interfaces

Wi-Fi - fast wireless connection to the Internet

Ethernet - wired connection to the Internet

Cell - cellular connection used by cell phones

Bluetooth - used to wirelessly connect to nearby devices

● Device interfaces

USB (Universal Serial Bus) - for keyboard, mouse, webcams, printers, external storage drives, etc.)

Thunderbolt - connection used in Mac computers

HDMI (High-Definition Multimedia Interface) for monitors

● Media interfaces

Audio - for microphones and speakers

Video - for internal displays on laptops and other devices

The purpose of the interface is to transfer data between the computer and the device. These devices may be built into the computer like the display, microphone and speaker on a cell phone or laptop. They may be external devices like a USB mouse that connects with a wire or a wireless mouse that connects to the computer via Bluetooth.

Temporary data can be either active programs or application data that has been loaded into RAM from application files or created by the program.

Types of Data

As mentioned above, all data in a computer is stored as binary numbers in a specific format. The data format depends on how it is used. It may be simple text (like in an email message) or an image format for a picture or a video format for a movie.

A computer deals with both permanent data (stored in permanent storage) and temporary data stored in temporary storage.

Permanent data is in the form of files. On a computer, you can see these as icons on your desktop by using a program like Finder on the Mac or File explorer on a PC.

There are many types of files:

Applications (“programs” or “apps”) - contain computer instructions for running a specific program, e.g. Chrome.

Folders - files which contain other files and folders. All permanent data is stored in a hierarchy of folders and files.

- Application data

- Word processing (e.g. .DOCX files for Microsoft Word)

- Spreadsheets (.e.g. .XLSX for Microsoft Excel)

- Image (.JPG, .PNG, .GIF, .TIFF, etc.)

- Video (.MOV, .WMV, etc.)

- Emails (.EML, .MBOX, etc.)

- Contacts (.VCF, etc.)

- Web pages (.HTML)

- There are many, many other types*

Temporary data can be either active programs or application data that has been loaded into RAM from application files or created by the program.

Copying and Moving Text and Other Objects

Computers also use data in temporary storage called a “clipboard” to save data and move it from one program to another or from one part of a document to another. This is done by the Copy, Cut and Paste functions in most applications. The clipboard can contain text with formatting, images, etc. The data will stay in the clipboard until you do another copy or cut operation so you can paste the same data to multiple places.

Copying data is normally done in four steps:

1. Select the data to be copied
2. Execute the **copy** command in the program
3. Select the location to copy the data to
4. Execute the **paste** command in the program

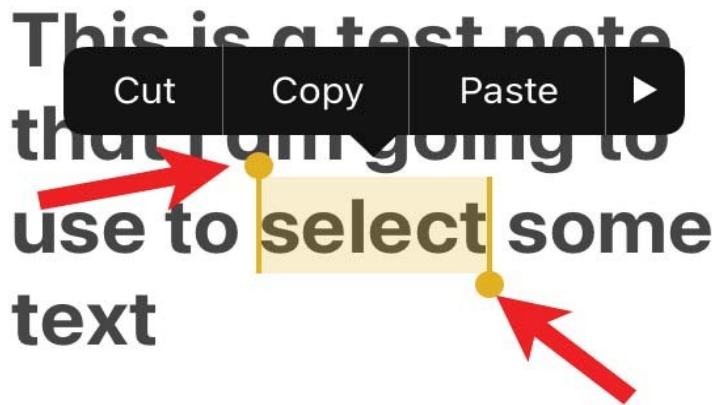
Moving data is also done in four steps

1. Select the data to be copied
2. Execute the **cut** command in the program
3. Select the location to copy the data to
4. Execute the **paste** command in the program

On desktop computers and laptops, you normally select the data you want by clicking the mouse or trackpad or holding down the mouse button and dragging across the area to be copied. With a two button mouse, the left button is used for selecting things. The right button is used for popping up a menu of functions that apply to what you're currently doing.

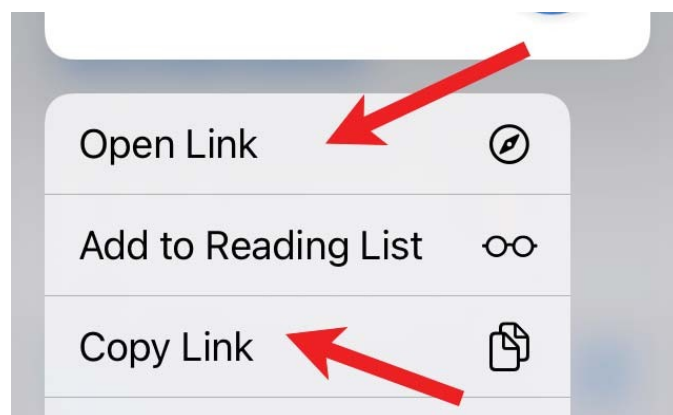
On a phone or tablet, selection is often done by double tapping or holding down your finger on the text or other object you want to select. Selection tabs will appear that you can drag to control the area being selected. On an iPhone these look like lines with a circle on the top and bottom. You start by double tapping on word:

You can then drag the selection markers to expand or contract the section. You

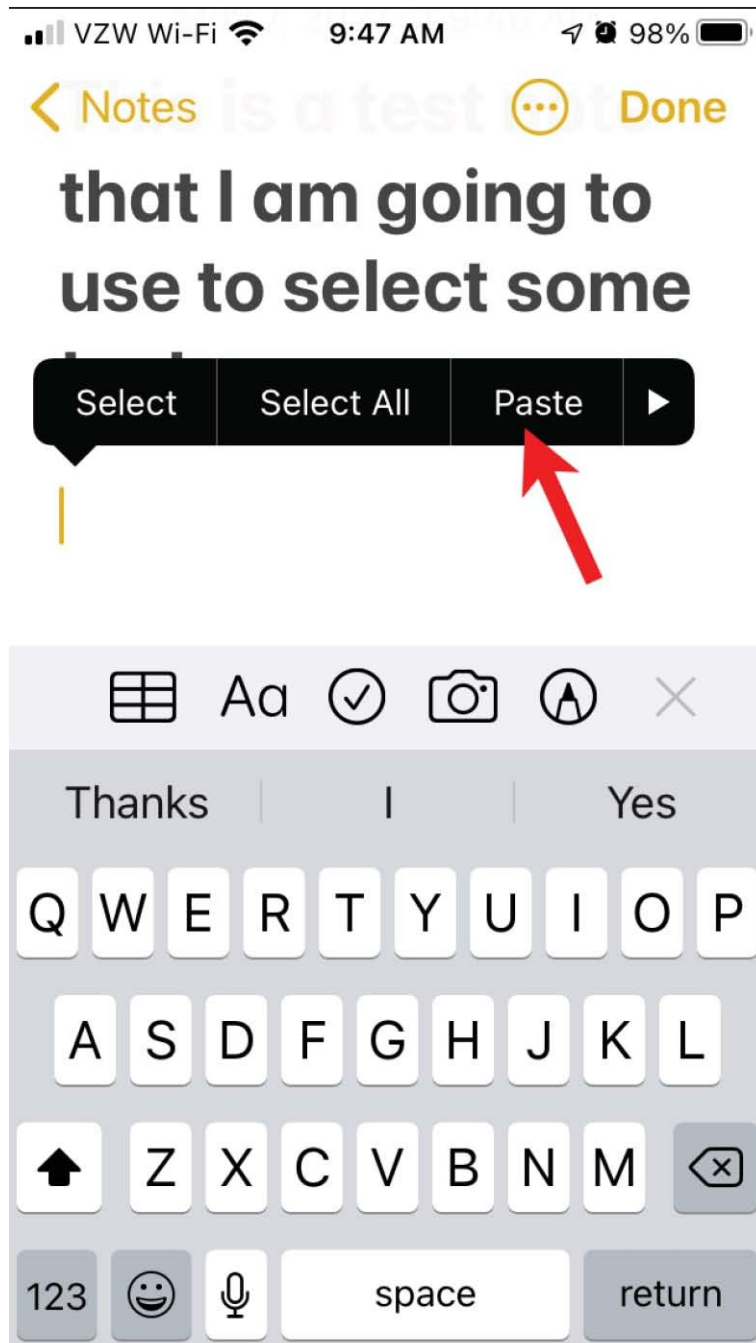


move the marker with the circle on top to the beginning of the text you want to select and move the marker with the circle on the bottom to the end and then tap on the "Copy" or "Cut" button in the black bar that appears during this process .

You can also copy links from an email message or documents by long-pressing or holding your finger on the link. The iPhone will show you a preview of the link webpage with options to copy or open the link: You can then go to where you want to paste the text or link, tap to select a location and a menu will pop up with a Paste button, e.g.:



The exact techniques for selecting text and other objects vary from one device type to another. All iPhones and iPads work the same way.



Operating Systems and Application Software

The operating system is computer software that runs in the CPU and manages all hardware and software on the device. The operating system is used to start and stop all application programs. It provides a range of services to the applications like reading and writing data on a network or to and from a storage device along with many other functions.

Some popular operating system today are:

Desktop and Laptop Computers:

Microsoft Windows - runs on PC computers

Apple macOS - runs on Mac Computers

Google Chrome OS - runs on Chrome computers

Linux - runs on PC and Mac hardware

Portable Devices (Phones and Tablets):

Google Android - runs on android phones and tablets

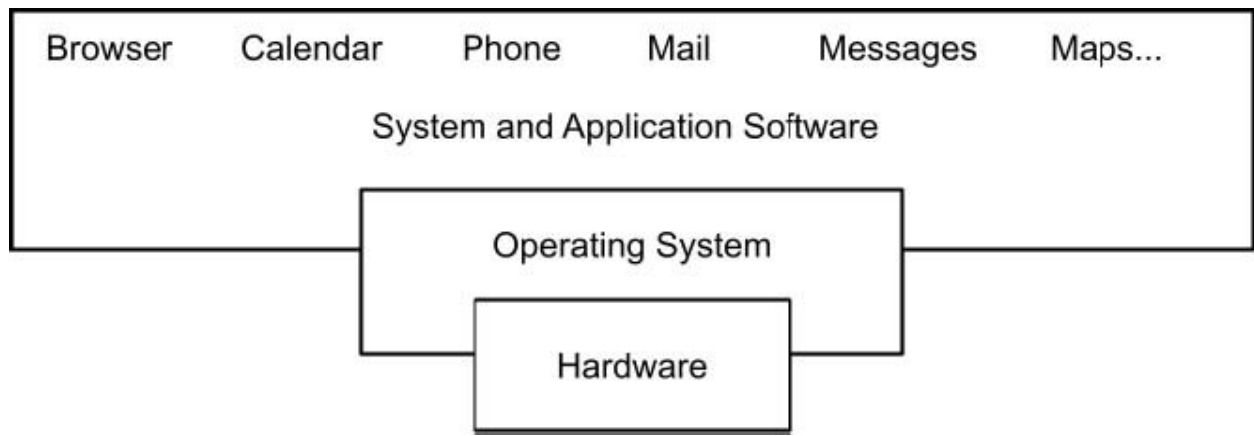
Apple IOS - runs on iPhones and iPads

The operating system is the interface between the hardware and the applications. That means that if an application runs on a device with a specific operating system, like Windows 10, it should run on any device that runs that operating system.

Some applications have versions available for multiple operating systems while others do not. Web browsers like Google Chrome and Mozilla Firefox are available on almost all operating systems while there are some programs that only run on Microsoft Windows or Apple macOS. Some phone apps run only on Android phones or Apple IOS phones and tablets but not both.

Here is a way of thinking about the hardware, operating system and applications:

The operating system hides the hardware from the applications and performs all necessary hardware functions for them. The user normally interacts with one application at a time (“the active application”). User input like keystrokes or touches are sent from the hardware through the operating system to the current application.



The other applications can be running in the background and can send you notifications or do other functions. There are various ways of switching between applications depending on the hardware and operating system.

For example, in Windows 10 or macOS, the active window is displayed on top (in front) of the other windows. If you click on one of the other windows it will be brought to the top (in front of the others) and become the active application. You can also click on its icon in the taskbar or dock. There is also a keyboard shortcut for switching between applications (Control / Tab on PCs and Command / Tab on Macs).

On phones and tablets there are several ways of switching between applications, either through gestures, buttons or tapping on the screen.

The simplest way to switch between applications on a phone or tablet is to click the home button, if the phone has one, and tap on the app you want to switch to. On phones and tablets without a home button, there is a gesture (normally swiping up from the bottom of the screen) to return to the home page.

On the iPhone and iPad you can swipe left to view the last active application. On the iPhone this is done by holding your finger down on the left edge of the screen and dragging your finger towards the right. On the iPad, this is done by dragging four fingers to the right.

On iPhones or iPads you can view all applications you have started by double clicking on the home button or gesturing (normally dragging down from the top left corner of the screen). You can also quit applications when viewing this task display by swiping up on them.

Android phone user interfaces differ in the details between the various manufacturers. There are usually three buttons or icons at the bottom for them: Back, Home and Recent Apps but this varies between different Android phones. The Back button can be used to go back to the last active application. The Recent Apps button shows you applications you have used recently and you can tap on one to switch to it. You can also enable gestures for switching between apps. It is best to consult your manual or do a web search for details for your Android phone.

References

File format reference for Microsoft Word, Excel and Powerpoint (link may need to be pasted into URL bar)

<https://learn.microsoft.com/en-us/deployoffice/compat/office-file-format-reference>

Internet Transfer Time Calculator

<https://www.expedient.com/knowledgebase/tools-and-calculators/file-transfer-time-calculator/>

Different Type of Computer Cables

<https://www.makeuseof.com/tag/computer-cable-types-user/>

PC Magazine: Thunderbolt 3 vs. USB

<https://www.pcmag.com/news/thunderbolt-3-vs-usb-c-whats-the-difference>

PC Magazine: What is Thunderbolt 4

<https://www.pcmag.com/how-to/what-is-thunderbolt-4-why-this-new-interface-will-matter-in-pcs-in-2021>

Camera Resolution Explained

<https://photographylife.com/camera-resolution-explained>

Image Size Versus Resolution

<https://ifactory.com.au/insights/the-difference-between-image-size-and-image-resolution/>

How Do Internet Speed Tests Work?

<https://www.howtogeek.com/426757/how-do-internet-speed-tests-work-and-how-accurate-are-they/>

How much is 1 byte, kilobyte, megabyte, gigabyte, etc.?

<https://www.computerhope.com/issues/chspace.htm>

Get around on your Android phone

<https://support.google.com/android/answer/9079644?hl=en>

PC Magazine: Android vs. iOS: Which Mobile OS Is Best?

<https://www.pcmag.com/comparisons/android-vs-ios-which-mobile-os-is-best>

Simplify your life with these smartphone apps

Visit play.google.com or open your iTunes application and search within the App Store to download these.

App name	How it works
Flashlight	Turns your screen into a flashlight
Google Maps	Provides maps and directions using GPS
Dragon Dictation*	Lets you send texts and emails without typing
GasBuddy	Finds cheap fuel in your area
FaceTime*	Allows video chats with friends and family
Triplt	Organizes flights, hotel reservations, and more
Laser Level	Helps hang pictures straight
Lose It	Lets you create and follow a diet plan
RedLaser	Compares prices by scanning bar codes while you shop
The Weather Channel	Keeps up with local weather
iPharmacy Drug Guide & Pill ID	Identifies your pills and finds lowest drug prices
Tip Calculator	Computes your tip and splits the bill among friends



*iPhone only


Members Helping Members

Just think you could have submitted a paragraph or two that would help your fellow Members



Ctrl+ click white arrow to go to our YouTube site

Free Online Classes for Older Adults!



Senior Planet from AARP is a nonprofit that helps older adults use technology to learn digital skills, stay active, and meet new friends.



www.seniorplanet.org



888-713-3495



- Meet interesting people
 - Learn to use Zoom & video chat
 - Find low-cost internet options
 - Participate in a virtual book club
 - Discover tools for job-searching
 - Exercise with fitness classes like "Morning Stretch" or Tai Chi
- ...and so much more, all for FREE!

SENIOR PLANET

FROM AARP

SENIOR PLANET
Free Tech & Fitness Classes!
www.seniorplanet.org
888-713-3495

SENIOR PLANET
Free Tech & Fitness Classes!
www.seniorplanet.org
888-713-3495

SENIOR PLANET
Free Tech & Fitness Classes!
www.seniorplanet.org
888-713-3495

SENIOR PLANET
Free Tech & Fitness Classes!
www.seniorplanet.org
888-713-3495

SENIOR PLANET
Free Tech & Fitness Classes!
www.seniorplanet.org
888-713-3495

SENIOR PLANET
Free Tech & Fitness Classes!
www.seniorplanet.org
888-713-3495

SENIOR PLANET
Free Tech & Fitness Classes!
www.seniorplanet.org
888-713-3495

SENIOR PLANET
Free Tech & Fitness Classes!
www.seniorplanet.org
888-713-3495

SENIOR PLANET
Free Tech & Fitness Classes!
www.seniorplanet.org
888-713-3495

zoom

Joining a Meeting

September 16, 2023

Computer Services

**Desktops,
Laptops,
All-in-Ones
and more**



During our October Zoom meeting the following two computer services were mentioned.

White Box Computers

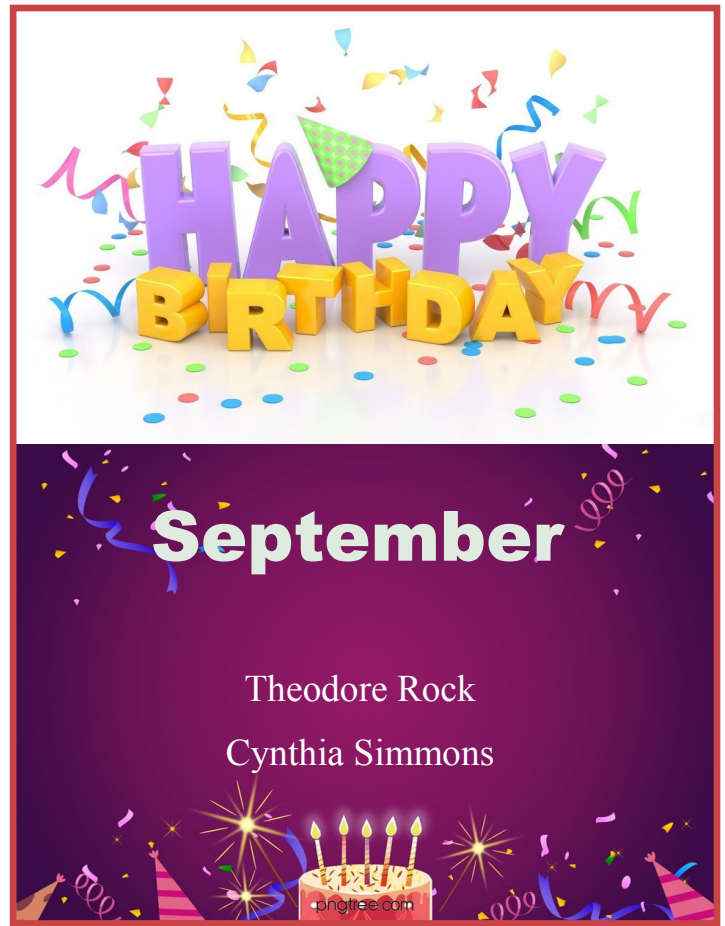
They say they are the place for all your computer repairs & upgrades at nearly half the prices of the competition.

<https://whiteboxcomputers.org>

847-833-9324

ZYTEK Services

Has been around for over 30 years and offers the best in fast, friendly, high-quality, fair price computer service solutions



Member's Area



BUSINESS CARDS



Pegasus

OPEN AIR PHOTOBOOTH

847.372.8186

pegasusphotos.smugmug.com

JIM JACOBS TRIO
Jazz Standards
 THURSDAYS 6:00-9:00 PM

Deerfield Italian Kitchen

CONTACT JIM AT 847.372.0656 OR JIMJACOBSMUSIC@GMAIL.COM



Phone: (847) 623-3815

Members



Take a good look, you just might see yourself.

LCACE Photo Albums

Liz Barnett
 Chief Cookie Baker

Phone: 847-494-4222
 E-mail: Liz@LoveMyCookies.com

www.LoveMyCookies.com
 www.facebook.com/LoveMyCookiesLizB

Custom Cookie Treats for any Occasion!

Genealogy Your Way
 Special Computer Services

Bobby Jacobs
 847-372-0660

bobby@scs4now.com
 scs4now.com

LAKE COUNTY HONOR FLIGHT

847.282.0374
 info@lakecountyhonorflight.org

P.O. Box 1187, North Chicago, IL 60064
 www.lakecountyhonorflight.org

Member of

An International Association of Technology & Computer User Groups